



ARKANSAS RAZORBACKS

1 National Championship » 6 Final Four Appearances » 10 Sweet 16 Appearances » 31 NCAA Tournament Bids

» 2016-17 SCHEDULE »

Overall: 14-4 | SEC: 3-3 | H: 10-2 | A: 2-2 | N: 2-0

NOVEMBER (4-1)

| | | W/L | SCORE |
|----|-------------------|---------------|---------|
| 11 | Fort Wayne | SEC Network + | W 92-83 |
| 14 | Southern Illinois | SEC Network + | W 90-65 |
| 18 | UT Arlington | SEC Network + | W 71-67 |
| 22 | at Minnesota | ESPN3 | L 85-71 |
| 28 | Mount St. Mary's | SEC Network + | W 89-76 |

DECEMBER (7-1)

| | | | |
|----|-------------------|---------------|---------|
| 1 | Stephen F. Austin | SEC Network | W 78-62 |
| 3 | Austin Peay | SEC Network + | W 99-62 |
| 6 | Houston | SEC Network | W 84-72 |
| 10 | North Florida | SEC Network | W 91-76 |
| 17 | Texas* | ESPNU | W 77-74 |
| 20 | North Dakota St. | SEC Network | W 71-55 |
| 22 | Sam Houston St.# | | W 90-56 |
| 29 | Florida* | SEC Network | L 81-72 |

JANUARY (3-2)

| | | | |
|----|--------------------|-------------|-----------|
| 3 | at Tennessee* | SEC Network | W 82-78 |
| 7 | at Kentucky* | ESPN | L 97-71 |
| 10 | Mississippi State* | SEC Network | L 84-78 |
| 14 | Missouri* | SEC Network | W 92-73 |
| 17 | at Texas A&M* | SEC Network | W 62-60 |
| 21 | LSU* | | 7:30 p.m. |
| 24 | at Vanderbilt* | SEC Network | 7:30 p.m. |
| 28 | at Oklahoma St.% | ESPNU | 3 p.m. |

FEBRUARY (0-0)

| | | | |
|----|--------------------|-------------|-----------|
| 1 | Alabama* | SEC Network | 6 p.m. |
| 4 | at Missouri* | SEC Network | 5 p.m. |
| 7 | Vanderbilt* | SEC Network | 7:30 p.m. |
| 11 | at LSU* | SEC Network | 7:30 p.m. |
| 15 | at South Carolina* | SEC Network | 5:30 p.m. |
| 18 | Ole Miss* | SEC Network | 5 p.m. |
| 22 | Texas A&M* | SEC Network | 7:30 p.m. |
| 25 | at Auburn* | SEC Network | 7:30 p.m. |

MARCH (0-0)

| | | | |
|------|----------------|------------------|--------|
| 1 | at Florida* | ESPN2 | 6 p.m. |
| 4 | Georgia* | ESPN/2 | 1 p.m. |
| 8-12 | SEC Tournament | Nashville, Tenn. | |

All times Central and subject to change
 # at Verizon Arena (North Little Rock, Ark.)
 ^ Lone Star Shootout (Houston, Texas)
 % Big12/SEC Challenge
 * SEC Game

» THE MATCHUP »

ARKANSAS RAZORBACKS (14-4, 3-3 SEC)

Head Coach: Mike Anderson (Tulsa '82)
Record at Arkansas: 116-68 (6th Season)
Overall Record: 316-166 (15th Season)



VS

LSU TIGERS (9-8, 1-5 SEC)

Head Coach: Johnny Jones (LSU '85)
Record at LSU: 89-59 (5th Season)
Overall Record: 294-221 (17th Season)



» #FASTEST40 FACTS »

- Arkansas has won five straight games decided by four points or less, including three of those coming on the road. The Razorbacks are also 4-0 in their last four contests decided by one possession, the longest such streak in six seasons.

- Senior Moses Kingsley is 23 points shy of becoming the 40th Razorback in school history to eclipse the century mark in scoring.

- Arkansas is one of eight high-major teams in the country to score 70-plus points in 17 games this season. The Razorbacks last scored 70-plus in each of their first 17 games in 1994-95.

- The Razorbacks have road wins over 11 different SEC opponents in the last three-plus years, joining Florida (11) and Kentucky (13) as the only schools to accomplish the feat.

- Arkansas is the only program in the country with two players in the top 40 in the nation in free throw percentage as Dusty Hannahs is 20th at .898 and Daryl Macon is 39th at .877.

- Macon and Hannahs have both made 25 consecutive free throws this year and hold two of the top four spots in the SEC for free throw percentage.

- Arkansas has recorded runs of at least 10-0 on 16 different occasions this year, including a season-high 21-0 run against Austin Peay on Dec. 3. The Razorbacks have multiple 10-0 runs in five games this year.

- The Razorbacks have held opponents scoreless for three-plus minutes 27 times this year, including at least once in 14 of 18 games this season. Arkansas held UT Arlington scoreless for a season-best 7:11 during the second half, going on a 15-0 run.

» GAMEDAY INFORMATION »

DATE: Saturday, Jan. 21, 2017 | 7:30 p.m. CT
LOCATION: Bud Walton Arena (Fayetteville, Ark.)
TV: SEC Network | WatchESPN
TALENT: Richard Cross (PXP), Jarvis Hayes (Analyst)
RADIO: Razorback/IMG Sports Network
TALENT: Chuck Barrett (PXP), Matt Zimmerman (Analyst)
STATS: ArkansasRazorbacks.com | StatBroadcast
SERIES RECORD: Arkansas leads, 33-28
NEXT UP: at Vanderbilt - Tuesday, Jan. 24 at 7:30 p.m. CT

» NEWS AND NOTES »

- Arkansas checks in at No. 35 in the daily NCAA RPI after Tuesday's road victory at Texas A&M. The Razorbacks have a 3-3 record against the top 100 RPI and have eight wins against top 150 RPI teams. The SEC has 10 teams in the top 100.

- In Tuesday's win at Texas A&M, Arkansas held the Aggies without a basket in the final 6:52, forcing three turnovers in the final minutes that aided a 12-4 run to give the Razorbacks their first win in College Station since Feb. 23, 1991.



MANNY WATKINS »



» HOW THEY COMPARE » BY THE NUMBERS »

| | 81.1 | .463 | .372 | 37.9 | 15.3 | 5.2 | 7.6 | 72.6 | .411 | .331 | +2.4 | 1.3 |
|--------|------|------|--------|---------|--------|--------|-----------------|-------------|--------------|----------------|--------------|-----|
| | ⌞ | ⌞ | ⌞ | ⌞ | ⌞ | ⌞ | ⌞ | ⌞ | ⌞ | ⌞ | ⌞ | ⌞ |
| POINTS | FG% | 3FG% | BOARDS | ASSISTS | BLOCKS | STEALS | SCORING DEFENSE | FG% DEFENSE | 3FG% DEFENSE | REBOUND MARGIN | AST-TO RATIO | |
| LSU | 75.5 | .455 | .344 | 38.8 | 13.6 | 4.6 | 6.6 | 78.4 | .450 | .346 | +1.0 | 0.9 |

#FASTEST40



NUMERICAL ROSTER »

| No. | Name | Pos. | Ht. | Wt. | Yr. | Hometown/High School/Last School |
|-----|-----------------|------|------|------|-------|---|
| 0 | Jaylen Barford | G | 6-3 | 202 | Jr. | Jackson, Tenn. / Motlow State CC |
| 1 | Trey Thompson | F | 6-9 | 265 | Jr. | Madison, Ark. / Forrest City HS |
| 2 | Adrio Bailey | F | 6-6 | 204 | Fr. | Campti, La. / Lakeview HS |
| 3 | Dusty Hannahs | G | 6-3 | 203 | Sr. | Little Rock, Ark. / Pulaski Academy / Texas Tech |
| 4 | Daryl Macon | G | 6-3 | 185 | Jr. | Little Rock, Ark. / Parkview HS / Holmes CC |
| 5 | Arlando Cook | F | 6-8 | 215 | Jr. | St. Louis, Mo. / Madison Prep / Connors State College |
| 11 | RJ Glasper | G | 5-10 | 168 | Fr. | Forrest City, Ark. / Forrest City HS |
| 12 | Brachen Hazen | F | 6-8 | 195 | Fr. | Fort Wayne, Ind. / Columbia City HS |
| 13 | Dustin Thomas | F | 6-8 | 225 | R-Jr. | Texarkana, Texas / Pleasant Grove HS / Colorado |
| 15 | Jonathan Holmes | G | Fr. | 5-10 | 190 | Columbia, Ill./Columbia HS |
| 21 | Manuale Watkins | G | 6-3 | 222 | Sr. | Fayetteville, Ark./Fayetteville HS |
| 23 | C.J. Jones | G | 6-5 | 175 | Fr. | Birmingham, Ala. / Central Park Christian |
| 31 | Anton Beard | G | 6-0 | 198 | Jr. | N. Little Rock, Ark./North Little Rock HS |
| 33 | Moses Kingsley | F | 6-10 | 230 | Sr. | Abuja, Nigeria/Huntington Prep (W. Va.) |

COACHING STAFF »

| Title | Name | Experience | Alma Mater |
|-----------------------------|----------------|------------|----------------------|
| Head Coach | Mike Anderson | 6th Year | Tulsa, '82 |
| Associate Head Coach | Melvin Watkins | 6th Year | Charlotte, '77 |
| Assistant Coach | TJ Cleveland | 6th Year | Arkansas, '02 |
| Assistant Coach | Scotty Thurman | 1st Year | Philander-Smith, '03 |
| Director of Operations | Matt Zimmerman | 6th Year | Arkansas, '90 |
| Director of S-A Development | Jeff Daniels | 6th Year | Montevallo, '82 |
| Video Coordinator | Will Bartlett | 6th Year | Missouri, '09 |
| Special Assistant to the HC | Lee Mayberry | 3rd Year | Arkansas, '15 |
| Graduate Assistant | Kikko Haydar | 2nd Year | Arkansas, '14 |
| Graduate Assistant | Riley Hall | 2nd Year | Arkansas, '16 |
| Athletic Trainer | Dave England | 33rd Year | Arkansas, '80 |



Jaylen Barford
Jr. | G | 6-3 | 202



Trey Thompson
Jr. | F | 6-9 | 265



Adrio Bailey
Fr. | F | 6-6 | 204



Dusty Hannahs
R-Sr. | G | 6-3 | 210



Daryl Macon
Jr. | G | 6-3 | 185



Arlando Cook
Jr. | F | 6-8 | 215



RJ Glasper
Fr. | G | 5-10 | 168



Brachen Hazen
Fr. | F | 6-8 | 195



Dustin Thomas
R-Jr. | F | 6-8 | 225



Manuale Watkins
Sr. | G | 6-3 | 222



C.J. Jones
Fr. | G | 6-5 | 175



Anton Beard
Jr. | G | 6-0 | 198



Moses Kingsley
Sr. | F | 6-10 | 230



Mike Anderson
Head Coach - 6th Season

A-Z ROSTER »

| No. | Name | Yr. |
|-----|------------------|-------|
| 2 | Bailey, Adrio | Fr. |
| 0 | Barford, Jaylen | Jr. |
| 3 | Beard, Anton | Jr. |
| 5 | Cook, Arlando | Jr. |
| 11 | Glasper, RJ | Fr. |
| 3 | Hannahs, Dusty | Sr. |
| 12 | Hazen, Brachen | Fr. |
| 15 | Jonathan Holmes | Fr. |
| 23 | Jones, C.J. | Fr. |
| 33 | Kingsley, Moses | Sr. |
| 4 | Macon, Daryl | Jr. |
| 1 | Thompson, Trey | Jr. |
| 13 | Thomas, Dustin | R-Jr. |
| 21 | Watkins, Manuale | Sr. |

BY STATE »

| | | |
|--------------------------|------------------|-------|
| Alabama (1) | | |
| 23 | Jones, C.J. | Fr. |
| Arkansas (6) | | |
| 3 | Beard, Anton | Jr. |
| 11 | Glasper, RJ | Fr. |
| 4 | Macon, Daryl | Jr. |
| 3 | Hannahs, Dusty | Sr. |
| 1 | Thompson, Trey | Jr. |
| 21 | Watkins, Manuale | Sr. |
| Illinois (1) | | |
| 15 | Holmes, Jonathan | Fr. |
| Indiana (1) | | |
| 12 | Hazen, Brachen | Fr. |
| International (1) | | |
| 33 | Kingsley, Moses | Sr. |
| Louisiana (1) | | |
| 2 | Bailey, Adrio | Fr. |
| Missouri (1) | | |
| 5 | Cook, Arlando | Jr. |
| Tennessee (1) | | |
| 0 | Barford, Jaylen | Jr. |
| Texas (1) | | |
| 13 | Thomas, Dustin | R-Jr. |

BY CLASS »

| | | |
|---------------------|------------------|-------|
| FRESHMEN (4) | | |
| 2 | Bailey, Adrio | Fr. |
| 11 | Glasper, RJ | Fr. |
| 12 | Hazen, Brachen | Fr. |
| 15 | Holmes, Jonathan | Fr. |
| 23 | Jones, C.J. | Fr. |
| JUNIORS (6) | | |
| 0 | Barford, Jaylen | Jr. |
| 3 | Beard, Anton | Jr. |
| 5 | Cook, Arlando | Jr. |
| 4 | Macon, Daryl | Jr. |
| 1 | Thompson, Trey | Jr. |
| 13 | Thomas, Dustin | R-Jr. |
| SENIORS (3) | | |
| 3 | Hannahs, Dusty | Sr. |
| 33 | Kingsley, Moses | Sr. |
| 21 | Watkins, Manuale | Sr. |

THE PRONUNCIATIONS »

Adrio Bailey: A-Dree-O
Brachen Hazen: Brack-en Haiz-en
Manuale Watkins: Man-YOU-L

MAKIN' THE FREEBIES »

• The Razorbacks are second in the SEC and rank 23rd in the country in free throw percentage at 76.0 percent, averaging 18.5 made free throws per game.

• Arkansas is the only school to have two players (Macon and Hannahs) in the top five of the SEC in free throw percentage.

• Dusty Hannahs is second in the SEC at 89.8 percent (53-59) from the charity stripe this season, 20th in the nation.

• Macon is 39th in the nation and fourth the SEC in free throw percentage at 87.7 percent (71-81).

• Macon (29) and Hannahs (26) each have streaks of 25-plus made free throws this season.

• Over the last 91 seconds of the game against Tennessee, the Razorbacks combined to go 11-of-12 (91.6 percent) from the charity stripe to close out the Volunteers on their home court. Macon went 8-of-8 during that span, Barford sank both of his, while Kingsley split a pair.

THE SPLASH ZONE EFFECT »

• Arkansas ranks second in the SEC in 3-point field percentage at .372, but has the third fewest attempts in the league at 309, which is 145 fewer than league-leader Vanderbilt.

• The Razorbacks have made at least one 3-pointer in 924 consecutive games dating back to Jan. 7, 1989 against Texas.

ROAD HOGS »

• The Razorbacks have road wins over 11 different SEC opponents in the last three-plus years, joining Florida (11) and Kentucky (13) as the only schools to accomplish the feat.

THE NON-CON SLATE »

• Arkansas has played 12 non-conference games this year and won 11 of them. Eight of those teams were picked to finish in the top three of their leagues.

| Opponent | Conference | Picked |
|--------------------|-------------------|----------|
| Fort Wayne | Summit League | 1st |
| Sam Houston State | Southland | 1st |
| UT Arlington | Sun Belt | 1st |
| North Florida | Atlantic Sun | 2nd |
| Stephen F. Austin | Southland | 2nd |
| Austin Peay | Ohio Valley | 2nd/West |
| Texas | Big 12 | 3rd |
| North Dakota State | Summit League | 3rd |
| Mount Saint Mary's | Northeast | 4th |
| Houston | American Athletic | 4th |
| Southern Illinois | Missouri Valley | 5th |
| Oklahoma State | Big 12 | 7th |
| Minnesota | Big Ten | 12th |

BUILDING BLOCKS »

• Moses Kingsley is t-15th in the country with 2.67 blocks per game this season and has recorded at least one block in 47 of his last 51 contests.

• Has multiple blocks in 12 games, and is T-19th in the country with three games of 5+ blocks. T-5th with 10 games of 3+ blocks.

DOUBLE-DOUBLE MOJO »

• Moses Kingsley posted 16 double-doubles last season, the second-most of any returning high-major player in the country. He is currently second on the SEC's active leaderboard with 20 double-doubles.

TRANSITION GAME ON POINT »

• Arkansas has outscored its opponents in fast break points in all but five games this season and holds a commanding 224-129 (+95) edge in the transition game. The Razorbacks have scored 20+ fast break points five times this season.

THE 90-POINT PLATEAU »

• Arkansas opened the season with consecutive 90-plus point games for the first time in 20 years and just the sixth time in program history. The Razorbacks have scored 90 or more points in six games this season (6-0).

ELITE COMPANY »

• With 10 points and 10 rebounds at Minnesota, Moses Kingsley became the eighth player in program history to reach 800 points, 500 rebounds and 100 blocks as a Razorback.

| Player | Gms | Rbds | Blks | Pts |
|------------------------|------------|------------|------------|------------|
| Todd Day | 127 | 673 | 102 | 2395 |
| Oliver Miller | 137 | 886 | 345 | 1674 |
| Darian Townes | 132 | 644 | 194 | 1318 |
| Derek Hood | 131 | 1002 | 103 | 1247 |
| Mike Washington | 120 | 651 | 107 | 1065 |
| Bobby Portis | 70 | 551 | 104 | 1047 |
| Moses Kingsley^ | 118 | 637 | 211 | 977 |
| Andrew Lang | 121 | 690 | 252 | 838 |

*Sorted by total points | ^Active | via @HogStats

• Kingsley joined Razorback legend Oliver Miller as the only players in program history to reach 900 points, 600 rebounds and 200 blocks, after his 13 point, 14 rebound and four block performance against No. 25 Florida.

RECORD BREAKDOWN

| | |
|----------------------------|------|
| At Home (Bud Walton Arena) | 10-2 |
| On The Road | 2-2 |
| Neutral | 1-0 |
| Neutral (Verizon Arena) | 1-0 |
| White Uniforms | 11-2 |
| Cardinal Uniforms | 3-2 |
| Anthracite Uniforms | 0-0 |

HALFTIME/LEADS/OVERTIME

| | |
|-------------------------------------|------|
| Leading at the half, home | 7-0 |
| Leading at the half, road/neutral | 1-0 |
| Tied at the half, home | 1-0 |
| Tied at the half, road/neutral | 0-0 |
| Trailing at the half, home | 2-2 |
| Trailing at the half, road/neutral | 3-2 |
| Games decided by 5 points or fewer | 4-0 |
| Games decided by 10 points or fewer | 5-2 |
| Leading with 5:00 left | 12-0 |
| Leading with 2:00 left | 13-0 |
| Overtime games | 0-0 |

OFFENSE

| | |
|-------------------------------------|-----|
| Scoring less than 70 points | 1-0 |
| Scoring 70-79 points | 4-4 |
| Scoring 80-89 points | 3-0 |
| Scoring 90-99 points | 6-0 |
| Scoring 100+ points | 0-0 |
| 2 Players Or Less in Double Figures | 2-0 |
| 3 Players in Double Figures | 2-1 |
| 4 Players in Double Figures | 6-3 |
| 5 Players in Double Figures | 3-0 |
| 6 Players in Double Figures | 1-0 |
| 7 Players in Double Figures | 0-0 |
| 1 Player Scores 20 Points | 2-2 |
| 2 Players Score 20 Points | 0-0 |
| When shooting 50 percent or higher | 7-0 |
| When shooting less than 50 percent | 7-4 |

REBOUNDING/TURNOVERS

| | |
|--|------|
| When outrebounding opponent | 11-1 |
| When outrebounded | 3-2 |
| When rebounds are even | 0-1 |
| When grabbing 10+ offensive reb | 12-3 |
| When forcing 15+ turnovers | 5-1 |
| When committing less than 15 turnovers | 13-3 |
| When committing 15+ turnovers | 1-1 |

Top Scorers (Includes Ties)

| | |
|----------------|-----|
| Dusty Hannahs | 5-1 |
| Daryl Macon | 7-2 |
| Jaylen Barford | 1-0 |
| Adrio Bailey | 1-0 |
| Moses Kingsley | 1-1 |
| Anton Beard | 1-0 |

Top Rebounders (Includes Ties)

| | |
|-----------------|------|
| Moses Kingsley | 11-3 |
| Dustin Thomas | 2-1 |
| Anton Beard | 1-0 |
| Jaylen Barford | 1-0 |
| Manuale Watkins | 1-1 |
| Adrio Bailey | 1-0 |
| Arlando Cook | 1-0 |

Months

| | |
|-------------|-----|
| In November | 4-1 |
| In December | 7-1 |
| In January | 3-2 |

» QUICK FACTS »

ABOUT ARKANSAS

| | |
|-----------------------|------------------------------|
| Location..... | Fayetteville, Ark. |
| Enrollment | 27,194 |
| Founded..... | 1871 |
| Colors | Cardinal (PMS 201) and White |
| Nickname..... | Razorbacks |
| Conference..... | Southeastern (SEC) |
| Arena (Capacity)..... | Bud Walton Arena (19,200) |

ADMINISTRATION

| | |
|---|-------------------------|
| System President..... | Dr. Donald R. Bobbitt |
| Chancellor..... | Dr. Joseph E. Steinmetz |
| Vice Chancellor and Athletic Director | Jeff Long |
| Faculty Representative | Dr. Sharon Hunt |

COMMUNICATIONS

| | |
|--|------------------------|
| Associate Communications Director..... | David Beall |
| Email | jdb048@uark.edu |
| Office Phone..... | 479-575-3114 |
| Cell Phone..... | 479-445-5336 |
| Twitter | @Beall_sid |
| Secondary Contact | Brent Hull |
| Email | bwh003@uark.edu |
| Office Fax..... | 479-575-7481 |
| Athletic Website | ArkansasRazorbacks.com |
| Bud Walton Arena Press Row..... | 479-575-6622 |
| Arkansas Ticket Office..... | 479-575-5151 |

HISTORY

| | |
|---|--|
| First Year | 1923-24 |
| Seasons..... | 94th |
| Overall Conference Championships . 24 (2 SEC, 22 SWC) | |
| SEC Overall Championships | 2 (1992, 1994) |
| SEC Division Championships .. | 4 (1992, 1993, 1994, 1995) |
| SEC Tournament Championships | 1 (2000) |
| NCAA Tournament Bids | 31* |
| National Championships..... | 1 (1994) |
| National Runner-Up..... | 1 (1995) |
| NCAA Final Fours..... | 6 (1941, 1945, 1978, 1990, 1994, 1995) |
| NCAA Elite Eight | 6 (1978, 1979, 1990, 1994, 1995) |
| NCAA Sweet 16 | 10 |
| NIT Record (App.) | 5-4 (3) |

* - Arkansas also received a bid in 1944 but was unable to participate due to a car accident. Total number of appearances is 30.

» THE LITTLE THINGS MATTER »

| Player | Deflections | Charges | Steals | Dunks | Blocks |
|-----------------|-------------|-----------|------------|-----------|-----------|
| Adrio Bailey | 25 | -- | 5 | 2 | 3 |
| Jaylen Barford | 60 | -- | 17 | 3 | 4 |
| Anton Beard | 64 | 5 | 18 | -- | -- |
| Arlando Cook | 52 | -- | 10 | -- | 9 |
| Dusty Hannahs | 33 | 2 | 10 | -- | 2 |
| Brachen Hazen | 2 | -- | -- | -- | -- |
| Jonathan Holmes | 1 | -- | -- | -- | -- |
| C.J. Jones | 14 | -- | 1 | 2 | 5 |
| Moses Kingsley | 110 | 4 | 12 | 8 | 48 |
| Daryl Macon | 66 | 2 | 24 | 3 | 2 |
| Trey Thompson | 61 | -- | 7 | 3 | 18 |
| Dustin Thomas | 58 | 3 | 8 | -- | 3 |
| Manuale Watkins | 66 | 1 | 25 | -- | -- |
| Totals | 612 | 17 | 137 | 21 | 94 |

» HONORS AND AWARDS »

Moses Kingsley

- Allstate NABC Good Works Team Nominee
- Preseason SEC Player of the Year (Media)
- Preseason first team All-SEC (Coaches)
- Wooden Award Watch List
- Naismith Trophy Watch List
- Kareem Abdul-Jabbar Award Watch List
- Lute Olson Award Watch List
- Ranked No. 6 big man in the country by NBC Sports
- Ranked No. 21 player in the nation by NBC Sports
- Ranked No. 18 player in the nation by CBS Sports

Dusty Hannahs

- Preseason second team All-SEC (Coaches)
- Jerry West Award Watch List
- Ranked No. 97 player in the nation by CBS Sports

Jaylen Barford

- One of 15 Impact JUCO Transfers by Jon Rothstein

Daryl Macon

- One of 15 Impact JUCO Transfers by Jon Rothstein
- MVP of the Lone Star Shootout

Watch List Note

- Arkansas is one of 7 programs in the country to put players on watch lists for the Jerry West Award as the top shooting guard in the country and the Kareem Abdul-Jabbar Award as the nation's top center.

» PROHOGS BY THE NUMBERS »

#PR HOGS

37

» Arkansas has had 37 all-time NBA Draft selections from 35 different players in program history.

16

» The Razorbacks have 16 All-Star game appearances by Joe Johnson (7), Sidney Moncrief (5) and Alvin Robertson (4).

12

» Arkansas has 12 first round NBA Draft picks in program history with Sidney Moncrief going No. 5 overall in 1979.

#PROHOGS PRODUCTION »

Arkansas has had 29 former players go on to play in the NBA, including three this season as listed below.

| Player | Team | Yrs | Draft Class |
|------------------|---------|------|-------------------|
| Joe Johnson | Jazz | 16th | 2001 - 10th (BOS) |
| Patrick Beverley | Rockets | 5th | 2009 - 42nd (LAL) |
| Bobby Portis | Bulls | 2nd | 2015 - 22nd (CHI) |

MISCELLANEOUS STATISTICS »

Double-Figure Scoring Games

| Player | 12-13 | 13-14 | 14-15 | 15-16 | 16-17 | Career |
|-----------------|-------|-------|-------|-------|-------|--------|
| Dusty Hannahs | 7 | 11 | -- | 28 | 15 | 61 |
| Moses Kingsley | -- | 2 | 2 | 30 | 13 | 47 |
| Anton Beard | -- | -- | 8 | 7 | 9 | 24 |
| Daryl Macon | -- | -- | -- | -- | 14 | 14 |
| Jaylen Barford | -- | -- | -- | -- | 12 | 12 |
| Manuale Watkins | -- | -- | 0 | 6 | 1 | 7 |
| Dustin Thomas | -- | 1 | 3 | -- | 3 | 7 |
| Trey Thompson | -- | -- | 0 | 2 | -- | 2 |
| C.J. Jones | -- | -- | -- | -- | 2 | 2 |
| Adrio Bailey | -- | -- | -- | -- | 1 | 1 |

20-Point Scoring Games

| Player | 12-13 | 13-14 | 14-15 | 15-16 | 16-17 | Career |
|----------------|-------|-------|-------|-------|-------|--------|
| Dusty Hannahs | 1 | 1 | -- | 13 | 2 | 17 |
| Moses Kingsley | -- | 0 | 0 | 8 | -- | 8 |
| Daryl Macon | -- | -- | -- | -- | 2 | 2 |

30-Point Scoring Games

| Player | 12-13 | 13-14 | 14-15 | 15-16 | 16-17 | Career |
|---------------|-------|-------|-------|-------|-------|--------|
| Dusty Hannahs | 0 | 0 | -- | 1 | -- | 1 |

3 + Three-Pointers in a Game

| Player | 12-13 | 13-14 | 14-15 | 15-16 | 16-17 | Career |
|-----------------|-------|-------|-------|-------|-------|--------|
| Dusty Hannahs | 6 | 4 | -- | 18 | 5 | 33 |
| Daryl Macon | -- | -- | -- | -- | 6 | 6 |
| Anton Beard | -- | -- | 2 | 1 | 1 | 4 |
| Manuale Watkins | -- | -- | -- | -- | 1 | 1 |
| Dustin Thomas | -- | 1 | -- | -- | -- | 1 |
| C.J. Jones | -- | -- | -- | -- | 1 | 1 |

5 + Three-Pointers in a Game

| Player | 12-13 | 13-14 | 14-15 | 15-16 | 16-17 | Career |
|---------------|-------|-------|-------|-------|-------|--------|
| Dusty Hannahs | -- | 1 | -- | 3 | 1 | 5 |

Double Figure Rebounding Games

| Player | 12-13 | 13-14 | 14-15 | 15-16 | 16-17 | Career |
|----------------|-------|-------|-------|-------|-------|--------|
| Moses Kingsley | -- | 1 | 0 | 16 | 6 | 23 |

Double-Doubles

| Player | 12-13 | 13-14 | 14-15 | 15-16 | 16-17 | Career |
|----------------|-------|-------|-------|-------|-------|--------|
| Moses Kingsley | -- | 1 | 0 | 16 | 3 | 20 |

5 + Assist Games

| Player | 12-13 | 13-14 | 14-15 | 15-16 | 16-17 | Career |
|-----------------|-------|-------|-------|-------|-------|--------|
| Daryl Macon | -- | -- | -- | -- | 5 | 5 |
| Manuale Watkins | -- | 0 | 1 | 1 | -- | 2 |
| Moses Kingsley | -- | 0 | 1 | 0 | 1 | 2 |
| Trey Thompson | -- | -- | 0 | 1 | -- | 1 |
| Anton Beard | -- | -- | -- | -- | 1 | 1 |

3 + Steals in a Game

| Player | 12-13 | 13-14 | 14-15 | 15-16 | 16-17 | Career |
|-----------------|-------|-------|-------|-------|-------|--------|
| Manuale Watkins | -- | 0 | 3 | 3 | 3 | 9 |
| Anton Beard | -- | -- | 4 | 1 | 1 | 6 |
| Moses Kingsley | -- | 0 | 0 | 3 | -- | 3 |
| Daryl Macon | -- | -- | -- | -- | 2 | 2 |
| Jaylen Barford | -- | -- | -- | -- | 2 | 2 |
| Dusty Hannahs | 0 | 0 | -- | 1 | -- | 1 |
| Dustin Thomas | -- | -- | 1 | -- | -- | 1 |

3 + Blocks in a Game

| Player | 12-13 | 13-14 | 14-15 | 15-16 | 16-17 | Career |
|----------------|-------|-------|-------|-------|-------|--------|
| Moses Kingsley | -- | 7 | 5 | 13 | 10 | 35 |
| Trey Thompson | -- | -- | 0 | 2 | -- | 2 |
| C.J. Jones | -- | -- | -- | -- | 1 | 1 |
| Arlando Cook | -- | -- | -- | -- | 1 | 1 |

RECORD WATCH IN 2016-17 »

MOSES KINGSLEY »

- 23 points shy of becoming the 40th player in school history to eclipse 1,000 career points at Arkansas.
- 57 made free throws shy tying Darrell Walker for 10th all-time in school history with 333 career free throws made.
- 55 free throw attempts shy of tying Ronnie Brewer for 10th all-time in school history with 486 free throws attempted in a career.
- 10 rebounds shy of tying Corliss Williamson for 10th all-time in school history with 647 career rebounds.
- Currently ranks 4th all-time with 211 career blocked shots. Is 41 blocked shots shy of tying Andrew Lang for 3rd in school history.

DUSTY HANNAHS »

- On pace to finish in the top-three in school history for career free throw percentage.
- 34 made 3-pointers shy of tying Brandon Dean for 10th all-time in school history for made 3-pointers.
- Reached the 1,000-point mark for his career in the season opener against Fort Wayne with 462 coming at Texas Tech and now 780 coming at Arkansas.

PERFECTION IN THE PALACE »

- Since Mike Anderson came back to Arkansas, the Razorbacks are tied for the fourth-most home victories in the country with 90.
- Arkansas is one of four teams in the country with 90-plus wins and fewer than 15 losses at home over the last six seasons.
- The Razorbacks are 55-1 (.982) against unranked non-conference opponents inside Bud Walton Arena under Anderson.

THE ART OF ORGANIZED CHAOS »

- During the Mike Anderson era over the last five-plus years, Arkansas is tied for sixth in the country and ranks second the nation among high major programs in forcing the opponent to 25-plus turnovers in a game. It's happened nine times and the Razorbacks are 9-0 in those contests. During the same span, Arkansas is 27-2 when forcing 20 turnovers in a game, including 1-0 this season.

THE LSU SERIES »

- Arkansas leads the all-time series with LSU 33-28, including a 29-23 edge since the Razorbacks joined the SEC.
- Arkansas is 18-6 against the Tigers in Fayetteville, including winning five of the last six meetings in Bud Walton Arena.

» BY THE NUMBERS »

5

» Five current Razorbacks have received SEC All-Academic honors during their career.

13

» Arkansas has had 13 current and former players graduate since May 2014, averaging four graduates per academic year.

3.0

» Over the last calendar year, the Razorbacks have had a cumulative grade point average of 3.097.

PLAY HARD ACT RIGHT

• Senior Dusty Hannahs completed his undergrad in December and graduated from the Walton College of Business with a degree in Supply Chain Management.

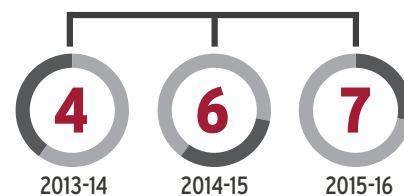
• Moses Kingsley and Manuale Watkins are slated to graduate on time this spring.

• Trey Thompson is set to graduate a year early this summer and start graduate school next fall during his senior year.

• Eleven of the 14 players had a 3.0 or higher GPA during the summer term.

17

SEC Academic Honor Roll Players over the last three seasons



» THE NATIONAL POLLS »

Associated Press Poll - (Jan. 16)

| RK | TEAM | RECORD | POINTS |
|----|-----------------------|-------------|--------------|
| 1 | Villanova (28) | 17-1 | 1,580 |
| 2 | Kansas (32) | 16-1 | 1,562 |
| 3 | UCLA (3) | 18-1 | 1,472 |
| 4 | Gonzaga (2) | 17-0 | 1,433 |
| 5 | Kentucky | 15-2 | 1,357 |
| 6 | Baylor | 16-1 | 1,315 |
| 7 | Creighton | 17-1 | 1,185 |
| 7 | West Virginia | 15-2 | 1,185 |
| 9 | North Carolina | 16-3 | 1,063 |
| 10 | Florida State | 16-2 | 964 |
| 11 | Oregon | 16-2 | 931 |
| 12 | Louisville | 15-3 | 900 |
| 13 | Butler | 15-3 | 823 |
| 14 | Arizona | 16-2 | 757 |
| 15 | Notre Dame | 16-2 | 748 |
| 16 | Virginia | 13-3 | 677 |
| 17 | Wisconsin | 14-3 | 644 |
| 18 | Duke | 14-4 | 614 |
| 19 | Florida | 14-3 | 405 |
| 20 | Cincinnati | 15-2 | 373 |
| 21 | Purdue | 14-4 | 309 |
| 22 | Xavier | 13-4 | 294 |
| 23 | Saint Mary's | 15-2 | 210 |
| 24 | South Carolina | 14-3 | 125 |
| 25 | Maryland | 16-2 | 121 |

Others receiving votes: TCU 29, USC 14, SMU 8, Nevada 7, Northwestern 7, UNC Wilmington 6, Iowa State 5, Akron 1, Kansas State 1

USA Today Coaches Poll (Jan. 16)

| RK | TEAM | RECORD | POINTS |
|----|-----------------------|-------------|------------|
| 1 | Kansas (23) | 16-1 | 785 |
| 2 | Villanova (4) | 17-1 | 759 |
| 3 | UCLA (2) | 18-1 | 725 |
| 4 | Gonzaga (3) | 17-0 | 718 |
| 5 | Kentucky | 15-2 | 655 |
| 6 | Baylor | 16-1 | 641 |
| 7 | Creighton | 17-1 | 590 |
| 8 | West Virginia | 15-2 | 563 |
| 9 | North Carolina | 16-3 | 480 |
| 10 | Oregon | 16-2 | 467 |
| 11 | Louisville | 15-3 | 444 |
| 12 | Florida State | 16-2 | 393 |
| 13 | Arizona | 16-2 | 385 |
| 14 | Butler | 15-3 | 381 |
| 15 | Notre Dame | 16-2 | 372 |
| 16 | Virginia | 13-3 | 338 |
| 17 | Wisconsin | 14-3 | 322 |
| 18 | Duke | 14-4 | 301 |
| 19 | Xavier | 13-4 | 214 |
| 20 | Cincinnati | 15-2 | 206 |
| 21 | Florida | 14-3 | 187 |
| 22 | Purdue | 14-4 | 133 |
| 23 | Saint Mary's | 15-2 | 115 |
| 24 | South Carolina | 14-3 | 79 |
| 25 | Maryland | 16-2 | 30 |

Others receiving votes: Northwestern 20, USC 17, UNC Wilmington 17, California 16, Indiana 14, TCU 10, Miami 5, Middle Tennessee 4, New Mexico State 4, SMU 3, Nevada 2, Utah 2, Illinois State 1, Kansas State 1, **Minnesota 1**

» WEEK-BY-WEEK RANKINGS »

| WEEK | AP | COACHES | NCAA RPI |
|-----------|----|---------|----------|
| Preseason | NR | RV | -- |
| Nov. 14 | NR | RV | -- |
| Nov. 21 | NR | RV | -- |
| Nov. 28 | NR | RV | -- |
| Dec. 5 | NR | RV | 19 |
| Dec. 12 | NR | RV | 29 |
| Dec. 19 | NR | RV | 26 |
| Dec. 26 | RV | RV | 19 |
| Jan. 2 | NR | NR | 41 |
| Jan. 9 | NR | NR | 26 |
| Jan. 16 | NR | NR | 41 |
| Jan. 23 | | | |
| Jan. 30 | | | |
| Feb. 6 | | | |
| Feb. 13 | | | |
| Feb. 20 | | | |
| Feb. 27 | | | |
| March 6 | | | |
| March 13 | | | |
| Final | | | |

The Last time Arkansas was ranked in the AP...

| | | |
|---------|--------|------------------------|
| Top 25: | No. 21 | March 16, 2015 |
| Top 15: | No. 15 | Nov. 14, 2000 |
| Top 10: | No. 6 | 1994-95 Final Poll |
| Top 5: | No. 5 | March 7, 1995 |
| No. 1: | No. 1 | 1994-95 Preseason Poll |

DANIEL GAFFORD

El Dorado, Arkansas • El Dorado High School

| | |
|---------------|------|
| ESPN.com | ★★★★ |
| 247Sports.com | ★★★★ |
| Rivals.com | ★★★★ |
| Scout.com | ★★★★ |
| Future150.com | ★★★★ |



- Ranked as the No. 1 player in the state of Arkansas and the No. 11 power forward in the 2017 class by 247Sports.com.

- Is a consensus top 50 player and as high as No. 30 in the class by Rivals.com.

- Averaging a double-double with 17.7 points, 17.1 rebounds and 8.2 blocks per game as a senior.

- Invited to the Nike Academy in Los Angeles in July.

- Participated in the Nike Elite 100 Camp and the Nike Peach Invite with Arkansas Team Portis Wings.

KHALIL GARLAND

Little Rock, Arkansas • Parkview High School

| | |
|---------------|------|
| ESPN.com | ★★★★ |
| 247Sports.com | ★★★★ |
| Rivals.com | ★★★ |
| Scout.com | ★★★ |
| Future150.com | ★★★ |



- Ranked as the No. 2 player in the state of Arkansas, the No. 12 guard in the 2017 class and No. 54 overall by ESPN.

- Averaging 17.1 points, 5.0 rebounds, 3.1 assists and 2.4 steals a game during his senior season.

- Named the 2016 State Tournament MVP after leading the Patriots to the 2016 Arkansas 6A State Championship behind a 20-point performance in the title game.

- Earned All-State and All-Tournament honors during his junior campaign.

DARIOUSHALL

Little Rock, Arkansas • Mills Univ. Studies HS

| | |
|---------------|------|
| ESPN.com | ★★★★ |
| 247Sports.com | ★★★ |
| Rivals.com | ★★★ |
| Scout.com | ★★★ |
| Future150.com | ★★★ |



- Ranked as the No. 4 player in the state of Arkansas and the No. 50 power forward in the 2017 class by 247Sports.com.

- Currently averaging 15.8 points, 8.9 rebounds per game as a senior.

- Is a two-time All-State and All-Conference selection at Mills University Studies High School.

- Played in the Nike EYBL Peach Jam for Team Penny.

- Participated in the Adidas Uprising Gauntlet, averaging 15.3 points and 7.0 rebounds per game.



» A LOOK AT THE FUTURE »

"These three individuals will come in and make the **STATE** of Arkansas **PROUD**." - Mike Anderson

The 2017 All-Arkansas early signees are a unanimous **TOP 25 CLASS** and as high as No. 14 in the country by ESPN.com

"It is **AWESOME** when we can have players in our state come in and **IMPACT** our program." - Mike Anderson

MIKE ANDERSON



CAREER NUMBERS

At Arkansas: 116-68 (6th Year)

| | | |
|---------|---|---------------------------|
| 2016-17 | » | 14-4 |
| 2015-16 | » | 16-16 |
| 2014-15 | » | 27-9 (NCAA, Third Round) |
| 2013-14 | » | 22-12 (NIT, Second Round) |
| 2012-13 | » | 19-13 |
| 2011-12 | » | 18-14 |

At Missouri: 111-57 (5 Years)

| | | |
|---------|---|---------------------------|
| 2010-11 | » | 23-11 (NCAA Second Round) |
| 2009-10 | » | 23-11 (NCAA Second Round) |
| 2008-09 | » | 31-7 (NCAA Elite Eight) |
| 2007-08 | » | 16-16 |
| 2006-07 | » | 18-12 |

At Alabama-Birmingham (UAB): 89-41 (4 Years)

| | | |
|---------|---|--|
| 2005-06 | » | 24-7 (NCAA First Round) |
| 2004-05 | » | 22-11 (NCAA Second Round) |
| 2003-04 | » | 22-10 (NCAA Sweet 16, C-USA Co-Champs) |
| 2002-03 | » | 21-13 (NIT Quarterfinals) |

Overall Record **316-166 (15th Year)**

IT'S A NUMBERS GAME

Postseason Tournaments

1 2 3 4 5 6 7 8 9

20-Win Seasons

1 2 3 4 5 6 7 8 9

NCAA Tournaments

1 2 3 4 5 6 7

30-Win Seasons

1

Losing Seasons

0

PERSONAL INFO

Born: Dec. 12, 1959
Hometown: Birmingham, Ala.
Alma Mater: Tulsa (1982)
Wife: Marcheita
Children: Darcheita, Michael Jr., Yvonne
Date Named Head Coach at Arkansas: March 23, 2011

HEAD COACH
6TH SEASON AT ARKANSAS
15TH SEASON OVERALL

The Razorback Nation welcomed home one of its own on March 23, 2011, when Mike Anderson was named the 12th head men's basketball coach in Arkansas history. Charged with bringing back the winning tradition that was synonymous with the Razorback program throughout the '80s and '90s, Anderson enters his sixth season at Arkansas and 15th year as a head coach in 2016-17.

After losing 72 percent of scoring production heading into the 2015-16 season, Anderson continued his history of developing players as Arkansas finished third in the Southeastern Conference in scoring at 78.2 points per game and paced the league in three-point field goal percentage, turnover margin and assist/turnover ratio. Despite dropping eight games by four points or less, Arkansas never wavered and caught fire toward the end of the season to win four of its final five regular season games and finish eighth in the SEC. The Razorbacks became one of five teams to post a .500 or better record in conference play each of the last four years.

A longtime assistant and associate head coach at Arkansas, Anderson spent a combined nine years as a head coach at the University of Alabama-Birmingham and the University of Missouri before returning to the Razorbacks.

One of just 10 current Division I head coaches with 10-plus years of experience and no losing seasons, Anderson's 14 years at the helm of a program have resulted in a 302-162 record, nine 20-win campaigns, seven NCAA Tournament appearances, two Sweet Sixteen berths and a run to the 2009 Elite Eight.

During his first five seasons at Arkansas, Anderson produced a 102-64 record and was the first head coach in program history to win 18 or more games in each of his first four years. Anderson has also re-established Bud Walton Arena as one of the toughest places to play and brought excitement back to the tradition-rich program. In his first five years, Arkansas has won 80 games (80-12) in Bud Walton Arena, including an arena-record 17 during each of his first three years. The 2012-13 squad posted just the third unbeaten SEC home record (9-0) in program history and the first since 1998. The success on-and-off the court has translated into fan support as Arkansas returned to the top 25 in national attendance the first four years, including No. 11 in 2014-15.

CONSISTENCY

Head coach Mike Anderson is one of just 10 current Division I coaches with 10-plus years of head coaching experience and no losing seasons. Anderson and Thad Matta are the only coaches to accomplish the feat during stops at three different institutions.

| Coach | Schools | Yrs |
|----------------------|------------------------------|------------|
| Roy Williams | Kansas/UNC | 27 |
| Tom Izzo | Michigan State | 20 |
| Mark Few | Gonzaga | 16 |
| Thad Matta | Butler/Xavier/Ohio State | 15 |
| Mike Anderson | UAB/Missouri/Arkansas | 14 |
| Jamie Dixon | Pittsburgh | 12 |
| Sean Miller | Xavier/Arizona | 11 |
| Andy Kennedy | Cincinnati/Ole Miss | 10 |
| Dave Rose | BYU | 10 |
| Ben Jacobson | Northern Iowa | 10 |

» ARKANSAS GAME HIGHS »

| | | |
|-----------------------|--------------|------------------------------|
| POINTS | 99 | AUSTIN PEAY (12/03/16) |
| | 92 | MISSOURI (01/14/17) |
| | 92 | FORT WAYNE (11/11/16) |
| | 91 | NORTH FLORIDA (12/10/16) |
| FIELD GOALS MADE | 40 | AUSTIN PEAY (12/03/16) |
| | 35 | FORT WAYNE (11/11/16) |
| FIELD GOAL ATTEMPTS | 77 | AUSTIN PEAY (12/03/16) |
| | 67 | MOUNT ST. MARY'S (11/28/16) |
| FIELD GOAL PERCENTAGE | .559 (33-59) | MISSOURI (01/14/17) |
| | .530 (35-66) | FORT WAYNE (11/11/16) |
| 3 PT FIELD GOALS MADE | 13 | SOUTHERN ILLINOIS (11/14/16) |
| | 10 | MISSOURI (01/14/17) |
| 3 PT FG ATTEMPTS | 23 | MISSOURI (01/14/17) |
| | 23 | AUSTIN PEAY (12/03/16) |
| | 23 | SOUTHERN ILLINOIS (11/14/16) |
| 3 PT FG PERCENTAGE | .565 (13-23) | SOUTHERN ILLINOIS (11/14/16) |
| | .455 (5-11) | at Tennessee (01/03/17) |
| FREE THROWS MADE | 29 | vs Texas (12/17/16) |
| | 27 | SAM HOUSTON STATE (12/22/16) |
| FREE THROW ATTEMPTS | 40 | SAM HOUSTON STATE (12/22/16) |
| | 32 | at Tennessee (01/03/17) |
| | 32 | NORTH FLORIDA (12/10/16) |
| | 32 | UT ARLINGTON (11/18/16) |
| FREE THROW PERCENTAGE | .935 (29-31) | vs Texas (12/17/16) |
| | .909 (10-11) | AUSTIN PEAY (12/03/16) |
| REBOUNDS | 49 | SAM HOUSTON STATE (12/22/16) |
| | 47 | AUSTIN PEAY (12/03/16) |
| ASSISTS | 28 | AUSTIN PEAY (12/03/16) |
| | 23 | SOUTHERN ILLINOIS (11/14/16) |
| STEALS | 13 | NORTH FLORIDA (12/10/16) |
| | 12 | STEPHEN F. AUSTIN (12/01/16) |
| BLOCKED SHOTS | 11 | AUSTIN PEAY (12/03/16) |
| TURNOVERS | 21 | at Minnesota (11/22/16) |
| FOULS | 31 | at Kentucky (1/7/17) |

» ARKANSAS GAME LOWS »

| | | |
|-----------------------|--------------|-------------------------------|
| POINTS | 62 | at Texas A&M (01/17/17) |
| | 71 | UT ARLINGTON (11/18/16) |
| | 71 | at Minnesota (11/22/16) |
| | 71 | NORTH DAKOTA STATE (12/20/16) |
| | 71 | at Kentucky (1/7/17) |
| FIELD GOALS MADE | 21 | UT ARLINGTON (11/18/16) |
| | 21 | at Texas A&M (01/17/17) |
| FIELD GOAL ATTEMPTS | 52 | at Texas A&M (01/17/17) |
| | 53 | UT ARLINGTON (11/18/16) |
| FIELD GOAL PERCENTAGE | .355 (22-62) | vs Texas (12/17/16) |
| | .393 (24-61) | NORTH DAKOTA STATE (12/20/16) |
| 3 PT FIELD GOALS MADE | 1 | at Minnesota (11/22/16) |
| | 3 | STEPHEN F. AUSTIN (12/01/16) |
| 3 PT FG ATTEMPTS | 8 | at Minnesota (11/22/16) |
| | 11 | at Tennessee (01/03/17) |
| 3 PT FG PERCENTAGE | .125 (1-8) | at Minnesota (11/22/16) |
| | .231 (3-13) | STEPHEN F. AUSTIN (12/01/16) |
| FREE THROWS MADE | 10 | AUSTIN PEAY (12/03/16) |
| | 13 | at Texas A&M (01/17/17) |
| FREE THROW ATTEMPTS | 11 | AUSTIN PEAY (12/03/16) |
| | 16 | NORTH DAKOTA STATE (12/20/16) |
| FREE THROW PERCENTAGE | .619 (13-21) | at Texas A&M (01/17/17) |
| | .652 (15-23) | MISSISSIPPI STATE (01/10/17) |
| REBOUNDS | 29 | STEPHEN F. AUSTIN (12/01/16) |
| | 29 | at Kentucky (1/7/17) |
| | 29 | MISSISSIPPI STATE (01/10/17) |
| ASSISTS | 8 | at Minnesota (11/22/16) |
| | 10 | UT ARLINGTON (11/18/16) |
| | 10 | vs Texas (12/17/16) |
| STEALS | 3 | at Kentucky (1/7/17) |
| | 4 | FLORIDA (12/29/16) |
| BLOCKED SHOTS | 0 | MISSISSIPPI STATE (01/10/17) |
| TURNOVERS | 7 | MOUNT ST. MARY'S (11/28/16) |
| | 8 | at Kentucky (1/7/17) |
| FOULS | 15 | NORTH FLORIDA (12/10/16) |
| | 17 | MOUNT ST. MARY'S (11/28/16) |

» ARKANSAS INDIVIDUAL GAME HIGHS »

| | | |
|--------------------------|---------------|---|
| Points | 23 | Macon, Daryl vs Texas (12/17/16) |
| | 23 | Hannahs, Dusty vs Fort Wayne (11/11/16) |
| | 22 | Macon, Daryl vs Florida (12/29/16) |
| | 20 | Hannahs, Dusty at Minnesota (11/22/16) |
| | 19 | Kingsley, Moses vs Mississippi State (01/10/17) |
| | 19 | Hannahs, Dusty vs Southern Illinois (11/14/16) |
| Field Goals Made | 7 | Kingsley, Moses vs Mississippi State (01/10/17) |
| | 7 | Macon, Daryl vs Florida (12/29/16) |
| | 7 | Bailey, Adrio vs Austin Peay (12/03/16) |
| | 7 | Hannahs, Dusty at Minnesota (11/22/16) |
| | 7 | Hannahs, Dusty vs Fort Wayne (11/11/16) |
| Field Goal Att. | 17 | Hannahs, Dusty vs Fort Wayne (11/11/16) |
| | 16 | Barford, Jaylen vs North Florida (12/10/16) |
| FG Pct (min 5 made) | .875 (7-8) | Bailey, Adrio vs Austin Peay (12/03/16) |
| | .857 (6-7) | Thomas, Dustin vs Mount St. Mary's (11/28/16) |
| 3-Point FG Made | 5 | Hannahs, Dusty vs Southern Illinois (11/14/16) |
| | 4 | Macon, Daryl vs Missouri (01/14/17) |
| | 4 | Macon, Daryl vs Southern Illinois (11/14/16) |
| 3-Point FG Att. | 8 | Macon, Daryl vs Missouri (01/14/17) |
| | 7 | Hannahs, Dusty vs Mississippi State (01/10/17) |
| | 7 | Macon, Daryl at Kentucky (1/7/17) |
| | 7 | Hannahs, Dusty vs North Dakota State (12/20/16) |
| | 7 | Hannahs, Dusty vs UT Arlington (11/18/16) |
| 3-Pt FG Pct (min 2 made) | 1.000 (3-3) | Watkins, Manuale at Texas A&M (01/17/17) |
| | 1.000 (2-2) | Jones, CJ vs Missouri (01/14/17) |
| | 1.000 (2-2) | Barford, Jaylen at Tennessee (01/03/17) |
| | 1.000 (2-2) | Jones, CJ vs Stephen F. Austin (12/01/16) |
| Free Throws Made | 14 | Macon, Daryl vs Texas (12/17/16) |
| | 12 | Macon, Daryl at Tennessee (01/03/17) |
| Free Throw Att. | 14 | Macon, Daryl vs Texas (12/17/16) |
| | 13 | Macon, Daryl at Tennessee (01/03/17) |
| FT Pct (min 5 made) | 1.000 (14-14) | Macon, Daryl vs Texas (12/17/16) |
| | 1.000 (7-7) | Kingsley, Moses vs Southern Illinois (11/14/16) |
| | 1.000 (5-5) | Kingsley, Moses at Kentucky (1/7/17) |
| | 1.000 (5-5) | Hannahs, Dusty vs North Florida (12/10/16) |
| | 1.000 (5-5) | Macon, Daryl vs North Florida (12/10/16) |
| | 1.000 (5-5) | Hannahs, Dusty vs Stephen F. Austin (12/01/16) |
| | 1.000 (5-5) | Hannahs, Dusty at Minnesota (11/22/16) |
| Rebounds | 14 | Kingsley, Moses vs Florida (12/29/16) |
| | 13 | Kingsley, Moses vs Mount St. Mary's (11/28/16) |
| Assists | 6 | Macon, Daryl vs Missouri (01/14/17) |
| | 6 | Beard, Anton vs Southern Illinois (11/14/16) |
| Steals | 4 | Beard, Anton vs Stephen F. Austin (12/01/16) |
| | 4 | Macon, Daryl vs Fort Wayne (11/11/16) |
| Blocked Shots | 7 | Kingsley, Moses vs Fort Wayne (11/11/16) |
| | 5 | Kingsley, Moses vs Texas (12/17/16) |
| | 5 | Kingsley, Moses vs Southern Illinois (11/14/16) |
| Turnovers | 6 | Barford, Jaylen vs UT Arlington (11/18/16) |
| | 5 | Barford, Jaylen at Kentucky (1/7/17) |
| | 5 | Macon, Daryl at Minnesota (11/22/16) |
| Fouls | 5 | Beard, Anton vs Missouri (01/14/17) |
| | 5 | Kingsley, Moses vs Mississippi State (01/10/17) |
| | 5 | Thomas, Dustin at Tennessee (01/03/17) |
| | 5 | Kingsley, Moses at Minnesota (11/22/16) |
| | 5 | Thomas, Dustin vs Fort Wayne (11/11/16) |
| Minutes | 33 | Kingsley, Moses at Kentucky (1/7/17) |
| | 33 | Macon, Daryl vs Florida (12/29/16) |
| | 33 | Macon, Daryl vs Fort Wayne (11/11/16) |
| | 32 | Watkins, Manuale at Kentucky (1/7/17) |
| | 32 | Kingsley, Moses vs Florida (12/29/16) |
| | 32 | Kingsley, Moses vs Texas (12/17/16) |

» THE LAST TIME ARKANSAS »

POINTS »

- Scored 100+ : 12/01/2015 - 117 vs. Northwestern St.
- Scored 100+ in an SEC game: 2/10/2015 - 101 vs. Auburn
- Scored fewer than 50: 2/09/2016 - 46 at Mississippi State

OVERTIME GAMES »

- Played in an OT game: 1/30/2016 vs. Texas Tech, W, 75-68 (OT)
- Played in a 2OT game: 1/16/2013 vs. Auburn, W, 88-80 (2 OT)
- Played in a 3OT game: 2/09/1980 vs. Houston, L, 90-84 (3 OT)

VERSUS TOP-25 OPPONENTS »

- Beat an AP Top 25-ranked opponent: 1/27/2016 vs. No. 5 Texas A&M, W, 74-71
- Beat an AP Top 10 team: 1/27/2016 vs. No. 5 Texas A&M, W, 74-71
- Beat an AP Top 5 team: 1/27/2016 vs. No. 5 Texas A&M, W, 74-71

VERSUS TOP-25 OPPONENTS ON THE ROAD »

- Beat an AP Top 25 team on road: 2/27/2014 at No. 17 Kentucky, W, 71-67 (OT)
- Beat an AP Top 5 team on road: 2/09/1994 at No. 4 Kentucky, W, 90-82

DOUBLE-DOUBLES »

- Two players in same game: vs. Auburn (2/17/2016)
 - Moses Kingsley (20 pts, 10 rebs) and Jabril Durham (12 pts, 10 asts)

3-POINT SHOOTING »

- 10+ 3FGM in a game: 1/14/2017 - 10 vs. Missouri
- 15+ 3FGM in a game: 1/09/2016 - 16 vs. Mississippi State

AT THE CHARITY STRIPE »

- Attempted 30+ FT in a game: 1/3/2017 - 32 at Tennessee
- 20+ FTM in a game: 1/3/2017 - 32 at Tennessee
- 25+ FTM in a game: 12/22/2016 - 27 (of 40) vs. Sam Houston State

» THE LAST TIME AN ARKANSAS PLAYER »

POINTS »

- Scored 30-39 points in a game: 03/10/2016 - 33 by Dusty Hannahs vs. Florida
- Scored 40-49 points in a game: 01/11/1992 - 43 by Todd Day vs. LSU
- Scored 50+ points in a game: 11/13/2009 - 51 by Rotnei Clarke vs. Alcorn St.

DOUBLE-DOUBLES »

- Points/Rebounds: 12/29/2016 - 13 pts and 14 rebs by Moses Kingsley vs. No. 25 Florida
- Points/Assists: 2/17/2016 - 12 pts and 10 asts by Jabril Durham vs. Auburn

REBOUNDS »

- Had 15+ rebounds in a game: 03/07/2015 - 15 by Bobby Portis vs. LSU
- Had 20+ rebounds in a game: 11/21/1997 - 23 by Nick Davis vs. Jackson St.

THREE-POINT SHOOTING »

- 5+ 3FGM in a game: 11/14/2016 - 5 (6 att) by Dusty Hannahs vs. Southern Illinois

AT THE CHARITY STRIPE »

- 10+ FTA in a game: 1/17/2017 - 12 by Daryl Macon at Texas A&M
- 10+ FTM in a game: 1/3/2017 - 12 (13 att) by Daryl Macon at Tennessee

ASSISTS »

- 5+ assists in a game: 1/14/2017 - 6 by Daryl Macon vs. Missouri
- Consecutive 5+ assists games: 03/05/2016 vs. South Carolina (11) and 03/10/2016 (6) vs. Florida by Jabril Durham
- 10+ assists in a game: 03/05/2016 - 11 by Jabril Durham vs. South Carolina
- Consecutive 10+ assists games: 01/16/2010 vs. Alabama (10) and 01/21/2010 vs. Florida (11) by Courtney Fortson

BLOCKS »

- Had 3+ blocks in a game: 1/14/2017 - 3 by Moses Kingsley vs. Missouri
- Had 5+ blocks in a game: 12/17/2016 - 5 by Moses Kingsley vs. Texas

STEALS »

- Had 5+ steals in a game: 01/09/2016 - 6 by Jabril Durham vs. Mississippi State
- Had consecutive 5+ steal games: 01/01/2006 vs. Western Ill. (5) and 01/07/2006 vs. Miss. St. (5) by Ronnie Brewer

STARTING LINEUPS »

| Date | Opponent | G | G | G | F | F | Outcome |
|---------|--------------------|---------|---------|---------|--------|----------|----------|
| Nov. 11 | Fort Wayne | Barford | Macon | Hannahs | Thomas | Kingsley | W, 92-83 |
| Nov. 14 | Southern Illinois | Barford | Macon | Hannahs | Thomas | Kingsley | W, 90-65 |
| Nov. 18 | UT Arlington | Barford | Macon | Hannahs | Thomas | Kingsley | W, 71-67 |
| Nov. 22 | at Minnesota | Barford | Macon | Hannahs | Thomas | Kingsley | L, 85-71 |
| Nov. 28 | Mount Saint Mary's | Beard | Watkins | Hannahs | Thomas | Kingsley | W, 89-76 |
| Dec. 1 | Stephen F. Austin | Beard | Watkins | Hannahs | Thomas | Kingsley | W, 78-62 |
| Dec. 3 | Austin Peay | Barford | Macon | Watkins | Thomas | Kingsley | W, 99-62 |
| Dec. 6 | Houston | Barford | Macon | Watkins | Thomas | Kingsley | W, 84-72 |
| Dec. 10 | North Florida | Barford | Macon | Watkins | Thomas | Kingsley | W, 91-76 |
| Dec. 17 | Texas^ | Barford | Macon | Watkins | Thomas | Kingsley | W, 77-74 |
| Dec. 20 | North Dakota State | Barford | Macon | Watkins | Thomas | Kingsley | W, 71-55 |
| Dec. 22 | Sam Houston State# | Hannahs | Macon | Watkins | Thomas | Kingsley | W, 90-56 |
| Dec. 29 | Florida* | Hannahs | Macon | Watkins | Thomas | Kingsley | L, 81-72 |
| Jan. 3 | at Tennessee* | Hannahs | Macon | Watkins | Cook | Kingsley | W, 82-78 |
| Jan. 7 | at Kentucky* | Hannahs | Macon | Watkins | Cook | Kingsley | L, 97-71 |
| Jan. 10 | Mississippi State* | Barford | Macon | Watkins | Cook | Kingsley | L, 84-78 |
| Jan. 14 | Missouri* | Barford | Macon | Beard | Thomas | Kingsley | W, 92-73 |
| Jan. 17 | at Texas A&M* | Barford | Macon | Beard | Thomas | Kingsley | W, 62-60 |
| Jan. 21 | LSU* | -- | -- | -- | -- | -- | -- |
| Jan. 24 | at Vanderbilt* | -- | -- | -- | -- | -- | -- |
| Jan. 28 | at Oklahoma State% | -- | -- | -- | -- | -- | -- |
| Feb. 1 | Alabama* | -- | -- | -- | -- | -- | -- |
| Feb. 4 | at Missouri* | -- | -- | -- | -- | -- | -- |
| Feb. 7 | Vanderbilt* | -- | -- | -- | -- | -- | -- |
| Feb. 11 | at LSU* | -- | -- | -- | -- | -- | -- |
| Feb. 15 | at South Carolina* | -- | -- | -- | -- | -- | -- |
| Feb. 18 | Ole Miss* | -- | -- | -- | -- | -- | -- |
| Feb. 22 | Texas A&M* | -- | -- | -- | -- | -- | -- |
| Feb. 25 | at Auburn* | -- | -- | -- | -- | -- | -- |
| March 1 | at Florida* | -- | -- | -- | -- | -- | -- |
| March 4 | Georgia* | -- | -- | -- | -- | -- | -- |

at Verizon Arena (North Little Rock, Ark.)

^ Lone Star Shootout (Houston, Texas)

% Big12/SEC Challenge

* SEC Game

LEADS & DEFICITS »

| Date | Opponent | Largest Lead | Largest Deficit | Time Led | Time Trailed | Time Tied | Outcome |
|---------|--------------------|------------------|------------------|----------|--------------|-----------|----------|
| Nov. 11 | Fort Wayne | 15 (2nd - 2:42) | 6 (1st - 8:06) | 31:22 | 7:16 | 0:52 | W, 92-83 |
| Nov. 14 | Southern Illinois | 36 (2nd - 16:41) | 3 (1st - 18:50) | 37:39 | 0:55 | 1:26 | W, 90-65 |
| Nov. 18 | UT Arlington | 7 (2nd - 10:36) | 17 (1st - 12:37) | 11:37 | 26:34 | 1:49 | W, 71-67 |
| Nov. 22 | at Minnesota | 6 (1st - 12:50) | 22 (2nd - 5:32) | 6:33 | 30:16 | 3:11 | L, 85-71 |
| Nov. 28 | Mount Saint Mary's | 21 (2nd - 6:41) | 4 (1st - 18:27) | 35:10 | 3:05 | 1:45 | W, 89-76 |
| Dec. 1 | Stephen F. Austin | 23 (2nd - 3:15) | 2 (1st - 19:22) | 36:33 | 0:28 | 2:59 | W, 78-62 |
| Dec. 3 | Austin Peay | 41 (2nd - 8:38) | 2 (1st - 19:30) | 36:58 | 0:35 | 2:27 | W, 99-62 |
| Dec. 6 | Houston | 14 (1st - 10:25) | 3 (1st - 18:40) | 32:27 | 6:27 | 1:06 | W, 84-72 |
| Dec. 10 | North Florida | 16 (2nd - 1:12) | 3 (2nd - 13:44) | 29:39 | 6:15 | 4:06 | W, 91-76 |
| Dec. 17 | Texas^ | 9 (2nd - 11:58) | 7 (1st - 12:35) | 2:05 | 22:22 | 15:20 | W, 77-74 |
| Dec. 20 | North Dakota State | 20 (2nd - 4:11) | 1 (1st - 16:53) | 38:22 | 0:40 | 0:57 | W, 71-55 |
| Dec. 22 | Sam Houston State# | 37 (2nd - 2:49) | None | 38:53 | None | 1:07 | W, 90-56 |
| Dec. 29 | Florida* | 3 (1st - 14:09) | 16 (2nd - 3:12) | 2:32 | 34:13 | 3:15 | L, 81-72 |
| Jan. 3 | at Tennessee* | 7 (2nd - 16:43) | 13 (1st - 4:06) | 22:34 | 15:00 | 2:17 | W, 82-78 |
| Jan. 7 | at Kentucky* | 4 (1st - 8:04) | 26 (2nd - 0:21) | 3:21 | 36:20 | 0:19 | L, 97-71 |
| Jan. 10 | Mississippi State* | 7 (1st - 9:40) | 10 (2nd - 0:40) | 8:16 | 28:11 | 3:33 | L, 84-78 |
| Jan. 14 | Missouri* | 22 (2nd - 17:00) | None | 37:32 | None | 1:48 | W, 92-73 |
| Jan. 17 | at Texas A&M* | 5 (2nd - 1:21) | 12 (2nd - 12:51) | 5:29 | 31:07 | 3:24 | W, 62-60 |
| Jan. 21 | LSU* | -- | -- | -- | -- | -- | -- |
| Jan. 24 | at Vanderbilt* | -- | -- | -- | -- | -- | -- |
| Jan. 28 | at Oklahoma State% | -- | -- | -- | -- | -- | -- |
| Feb. 1 | Alabama* | -- | -- | -- | -- | -- | -- |
| Feb. 4 | at Missouri* | -- | -- | -- | -- | -- | -- |
| Feb. 7 | Vanderbilt* | -- | -- | -- | -- | -- | -- |
| Feb. 11 | at LSU* | -- | -- | -- | -- | -- | -- |
| Feb. 15 | at South Carolina* | -- | -- | -- | -- | -- | -- |
| Feb. 18 | Ole Miss* | -- | -- | -- | -- | -- | -- |
| Feb. 22 | Texas A&M* | -- | -- | -- | -- | -- | -- |
| Feb. 25 | at Auburn* | -- | -- | -- | -- | -- | -- |
| March 1 | at Florida* | -- | -- | -- | -- | -- | -- |
| March 4 | Georgia* | -- | -- | -- | -- | -- | -- |

^ Lone Star Shootout (Houston, Texas) | # at Verizon Arena (North Little Rock, Ark.) | % Big12/SEC Challenge | * SEC Game

HUSTLE & EFFORT »

| Date | Opponent | Deflections | Charges | Steals | Dunks | Blocks |
|---------------|--------------------|-------------|-----------|------------|-----------|-----------|
| Nov. 11 | Fort Wayne | 39 | 1 | 9 | 0 | 9 |
| Nov. 14 | Southern Illinois | 36 | 1 | 7 | 2 | 7 |
| Nov. 18 | UT Arlington | 38 | 1 | 11 | 3 | 6 |
| Nov. 22 | at Minnesota | 25 | 1 | 8 | 0 | 4 |
| Nov. 28 | Mount Saint Mary's | 26 | 1 | 8 | 1 | 1 |
| Dec. 1 | Stephen F. Austin | 37 | 1 | 12 | 1 | 1 |
| Dec. 3 | Austin Peay | 48 | 1 | 9 | 5 | 11 |
| Dec. 6 | Houston | 26 | 2 | 5 | 0 | 5 |
| Dec. 10 | North Florida | 40 | 1 | 13 | 1 | 4 |
| Dec. 17 | Texas^ | 37 | 1 | 6 | 0 | 8 |
| Dec. 20 | North Dakota State | 37 | 2 | 6 | 0 | 4 |
| Dec. 22 | Sam Houston State# | 44 | 0 | 9 | 2 | 9 |
| Dec. 29 | Florida* | 31 | 2 | 4 | 1 | 6 |
| Jan. 3 | at Tennessee* | 24 | 1 | 5 | 1 | 5 |
| Jan. 7 | at Kentucky* | 27 | 0 | 3 | 2 | 3 |
| Jan. 10 | Mississippi State* | 34 | 0 | 9 | 1 | 0 |
| Jan. 14 | Missouri* | 28 | 1 | 5 | 1 | 5 |
| Jan. 17 | at Texas A&M* | 35 | 0 | 8 | 0 | 6 |
| Jan. 21 | LSU* | -- | -- | -- | -- | -- |
| Jan. 24 | at Vanderbilt* | -- | -- | -- | -- | -- |
| Jan. 28 | at Oklahoma State% | -- | -- | -- | -- | -- |
| Feb. 1 | Alabama* | -- | -- | -- | -- | -- |
| Feb. 4 | at Missouri* | -- | -- | -- | -- | -- |
| Feb. 7 | Vanderbilt* | -- | -- | -- | -- | -- |
| Feb. 11 | at LSU* | -- | -- | -- | -- | -- |
| Feb. 15 | at South Carolina* | -- | -- | -- | -- | -- |
| Feb. 18 | Ole Miss* | -- | -- | -- | -- | -- |
| Feb. 22 | Texas A&M* | -- | -- | -- | -- | -- |
| Feb. 25 | at Auburn* | -- | -- | -- | -- | -- |
| March 1 | at Florida* | -- | -- | -- | -- | -- |
| March 4 | Georgia* | -- | -- | -- | -- | -- |
| TOTALS | | 612 | 17 | 137 | 21 | 94 |

^ Lone Star Shootout (Houston, Texas) | # at Verizon Arena (North Little Rock, Ark.) | % Big12/SEC Challenge | * SEC Game

» GAME-BY-GAME LEADERS »

| Date | Opponent | Points | Rebounds | Assists | Steals | Blocks |
|---------|--------------------|------------------|-------------------|-------------------|-------------------|-----------------|
| Nov. 11 | Fort Wayne | Hannahs (23) | Kingsley (9) | Macon (5) | Macon (4) | Kingsley (7) |
| Nov. 14 | Southern Illinois | Hannahs (19) | Kingsley (7) | Beard (6) | Seven Players (1) | Kingsley (5) |
| Nov. 18 | UT Arlington | Barford (17) | Three Players (6) | Four Players (2) | Barford (3) | Kingsley (4) |
| Nov. 22 | at Minnesota | Hannahs (20) | Kingsley (10) | Three Players (3) | Watkins (3) | Kingsley (3) |
| Nov. 28 | Mount Saint Mary's | Macon (15) | Kingsley (13) | Two Players (4) | Two Players (2) | Kingsley (1) |
| Dec. 1 | Stephen F. Austin | Hannahs (15) | Watkins (7) | Macon (5) | Beard (4) | Jones (1) |
| Dec. 3 | Austin Peay | Bailey (14) | Two Players (7) | Kingsley (5) | Two Players (2) | Two Players (3) |
| Dec. 6 | Houston | Two Players (17) | Kingsley (9) | Watkins (4) | Beard (2) | Two Players (2) |
| Dec. 10 | North Florida | Hannahs (17) | Kingsley (10) | Two Players (4) | Two Players (3) | Barford (2) |
| Dec. 17 | Texas^ | Macon (23) | Kingsley (10) | Two Players (2) | Hannahs (2) | Kingsley (5) |
| Dec. 20 | North Dakota State | Macon (15) | Kingsley (8) | Macon (5) | Watkins (3) | Thompson (2) |
| Dec. 22 | Sam Houston State# | Two Players (17) | Two Players (7) | Thompson (3) | Three Players (2) | Two Players (3) |
| Dec. 29 | Florida* | Macon (22) | Kingsley (14) | Four Players (2) | Beard (2) | Kingsley (4) |
| Jan. 3 | at Tennessee* | Beard (16) | Kingsley (10) | Kingsley (3) | Two Players (2) | Kingsley (3) |
| Jan. 7 | at Kentucky* | Macon (15) | Two Players (7) | Three Players (2) | Three Players (1) | Thompson (2) |
| Jan. 10 | Mississippi State* | Kingsley (19) | Thomas (7) | Thompson (3) | Three Players (3) | None |
| Jan. 14 | Missouri* | Macon (17) | Kingsley (8) | Macon (6) | Macon (2) | Kingsley (3) |
| Jan. 17 | at Texas A&M* | Macon (16) | Cook (7) | Five Players (2) | Watkins (3) | Two Players (2) |
| Jan. 21 | LSU* | -- | -- | -- | -- | -- |
| Jan. 24 | at Vanderbilt* | -- | -- | -- | -- | -- |
| Jan. 28 | at Oklahoma State% | -- | -- | -- | -- | -- |
| Feb. 1 | Alabama* | -- | -- | -- | -- | -- |
| Feb. 4 | at Missouri* | -- | -- | -- | -- | -- |
| Feb. 7 | Vanderbilt* | -- | -- | -- | -- | -- |
| Feb. 11 | at LSU* | -- | -- | -- | -- | -- |
| Feb. 15 | at South Carolina* | -- | -- | -- | -- | -- |
| Feb. 18 | Ole Miss* | -- | -- | -- | -- | -- |
| Feb. 22 | Texas A&M* | -- | -- | -- | -- | -- |
| Feb. 25 | at Auburn* | -- | -- | -- | -- | -- |
| March 1 | at Florida* | -- | -- | -- | -- | -- |
| March 4 | Georgia* | -- | -- | -- | -- | -- |

^ Lone Star Shootout (Houston, Texas) | # at Verizon Arena (North Little Rock, Ark.) | % Big12/SEC Challenge | * SEC Game

» MISCELLANEOUS TEAM STATS »

| Date | Opponent | W/L | Points In Paint | | | Pts Off Turnovers | | | 2nd Chance Pts | | | Fast Break Pts | | | |
|---------|--------------------|-----|-----------------|------|-------|-------------------|------|-------|----------------|------|-------|----------------|------|-------|-----|
| | | | Ark | Opp. | Diff. | Ark | Opp. | Diff. | Ark | Opp. | Diff. | Ark | Opp. | Diff. | |
| Nov. 11 | Fort Wayne | W | 52 | 22 | +30 | 16 | 12 | +4 | 9 | 21 | -12 | 24 | 0 | +24 | |
| Nov. 14 | Southern Illinois | W | 30 | 28 | +2 | 21 | 17 | +4 | 11 | 10 | +1 | 17 | 2 | +15 | |
| Nov. 18 | UT Arlington | W | 24 | 20 | +4 | 28 | 20 | +8 | 9 | 18 | -9 | 10 | 8 | +2 | |
| Nov. 22 | at Minnesota | L | 46 | 38 | +8 | 11 | 26 | -15 | 11 | 13 | -2 | 6 | 4 | +2 | |
| Nov. 28 | Mount Saint Mary's | W | 48 | 34 | +14 | 18 | 10 | +8 | 13 | 6 | +7 | 21 | 9 | +12 | |
| Dec. 1 | Stephen F. Austin | W | 36 | 28 | +8 | 29 | 24 | +5 | 12 | 9 | +3 | 20 | 4 | +16 | |
| Dec. 3 | Austin Peay | W | 52 | 40 | +12 | 25 | 8 | +17 | 26 | 10 | +16 | 28 | 7 | +21 | |
| Dec. 6 | Houston | W | 38 | 38 | 0 | 15 | 19 | -4 | 13 | 9 | +4 | 12 | 12 | 0 | |
| Dec. 10 | North Florida | W | 38 | 20 | +18 | 21 | 12 | +9 | 22 | 6 | +16 | 10 | 2 | +8 | |
| Dec. 17 | Texas^ | W | 32 | 32 | 0 | 12 | 8 | +4 | 11 | 18 | -7 | 13 | 11 | +2 | |
| Dec. 20 | North Dakota State | W | 24 | 18 | +6 | 15 | 19 | -4 | 16 | 5 | +11 | 5 | 2 | +3 | |
| Dec. 22 | Sam Houston State# | W | 32 | 32 | 0 | 17 | 13 | +4 | 9 | 3 | +6 | 8 | 10 | -2 | |
| Dec. 29 | Florida* | L | 34 | 34 | 0 | 19 | 16 | +3 | 12 | 18 | -6 | 7 | 10 | -3 | |
| Jan. 3 | at Tennessee* | W | 36 | 32 | +4 | 12 | 7 | +5 | 5 | 14 | -9 | 12 | 6 | +6 | |
| Jan. 7 | at Kentucky* | L | 32 | 46 | -14 | 11= | 16 | -5 | 13 | 21 | -8 | 4 | 24 | -20 | |
| Jan. 10 | Mississippi State* | L | 30 | 26 | +4 | 15 | 6 | +9 | 14 | 14 | 0 | 4 | 6 | -2 | |
| Jan. 14 | Missouri* | W | 38 | 22 | +16 | 25 | 14 | +11 | 15 | 9 | +6 | 21 | 6 | +15 | |
| Jan. 17 | at Texas A&M* | W | 24 | 24 | 0 | 16 | 13 | +3 | 11 | 7 | +4 | 2 | 6 | -4 | |
| Jan. 21 | LSU* | -- | -- | -- | -- | -- | -- | -- | -- | -- | -- | -- | -- | -- | |
| Jan. 24 | at Vanderbilt* | -- | -- | -- | -- | -- | -- | -- | -- | -- | -- | -- | -- | -- | |
| Jan. 28 | at Oklahoma State% | -- | -- | -- | -- | -- | -- | -- | -- | -- | -- | -- | -- | -- | |
| Feb. 1 | Alabama* | -- | -- | -- | -- | -- | -- | -- | -- | -- | -- | -- | -- | -- | |
| Feb. 4 | at Missouri* | -- | -- | -- | -- | -- | -- | -- | -- | -- | -- | -- | -- | -- | |
| Feb. 7 | Vanderbilt* | -- | -- | -- | -- | -- | -- | -- | -- | -- | -- | -- | -- | -- | |
| Feb. 11 | at LSU* | -- | -- | -- | -- | -- | -- | -- | -- | -- | -- | -- | -- | -- | |
| Feb. 15 | at South Carolina* | -- | -- | -- | -- | -- | -- | -- | -- | -- | -- | -- | -- | -- | |
| Feb. 18 | Ole Miss* | -- | -- | -- | -- | -- | -- | -- | -- | -- | -- | -- | -- | -- | |
| Feb. 22 | Texas A&M* | -- | -- | -- | -- | -- | -- | -- | -- | -- | -- | -- | -- | -- | |
| Feb. 25 | at Auburn* | -- | -- | -- | -- | -- | -- | -- | -- | -- | -- | -- | -- | -- | |
| March 1 | at Florida* | -- | -- | -- | -- | -- | -- | -- | -- | -- | -- | -- | -- | -- | |
| March 4 | Georgia* | -- | -- | -- | -- | -- | -- | -- | -- | -- | -- | -- | -- | -- | |
| TOTALS | | | 14-4 | 646 | 534 | +112 | 326 | 260 | +66 | 232 | 211 | +21 | 224 | 129 | +95 |

^ Lone Star Shootout (Houston, Texas) | # at Verizon Arena (North Little Rock, Ark.) | % Big12/SEC Challenge | * SEC Game

at guard... a six-three junior... from Jackson, Tennessee... number zero...

JAYLEN BARFORD



@JBarford1 NEWS & NOTES »

- Scored 10+ points in the first half of three of the last five games (at Tennessee, at No. 6 Kentucky and Missouri).
- Has scored in double-figures and recorded multiple assists in 12 of 18 games this season.
- Fourth on the team in scoring, averaging 10.0 points per game.
- Scored a career-high 17 pts, six rebounds and three steals in the win vs. UT Arlington.
- Junior college transfer from Motlow State Community College.
- Ranked at the No. 1 junior college transfer in the 2016 class.
- Named one of 15 Impact JUCO Transfers by Jon Rothstein.
- Led the nation last year in scoring at 26.2 points per game and paced the country in field goals made (310-527) and total point (837).
- Scored 20+ points 31 times in JUCO, 30+ 12 times.
- Was named First Team All-American and TCCAA Player of the Year last season.

» GAME-BY-GAME STATS »

| Opponent | Date | gs | min | Total | | 3-Pointers | | Free throws | | Rebounds | | | | pf | a | t/o | blk | stl | pts | avg | |
|----------------------|----------|----|-----|--------|--------|------------|-------|-------------|-------|----------|-----|-----|-----|-----|----|-----|-----|-----|-----|------|------|
| | | | | fg-fga | pct | 3fg-fga | pct | ft-fa | pct | off | def | tot | avg | | | | | | | | |
| FORT WAYNE | 11/11/16 | * | 27 | 4-9 | .444 | 1-1 | 1.000 | 1-2 | .500 | 1 | 4 | 5 | 5.0 | 3 | 4 | 2 | 0 | 1 | 10 | 10.0 | |
| SOUTHERN ILLINOIS | 11/14/16 | * | 22 | 4-7 | .571 | 1-2 | .500 | 0-2 | .000 | 0 | 2 | 2 | 3.5 | 2 | 2 | 2 | 0 | 0 | 9 | 9.5 | |
| UT ARLINGTON | 11/18/16 | * | 31 | 6-12 | .500 | 1-2 | .500 | 4-6 | .667 | 3 | 3 | 6 | 4.3 | 1 | 2 | 6 | 0 | 3 | 17 | 12.0 | |
| at Minnesota | 11/22/16 | * | 25 | 5-9 | .556 | 0-1 | .000 | 2-2 | 1.000 | 1 | 1 | 2 | 3.8 | 3 | 2 | 2 | 0 | 1 | 12 | 12.0 | |
| MOUNT ST. MARY'S | 11/28/16 | | 23 | 5-8 | .625 | 2-4 | .500 | 1-1 | 1.000 | 0 | 1 | 1 | 3.2 | 2 | 1 | 0 | 0 | 2 | 13 | 12.2 | |
| STEPHEN F. AUSTIN | 12/01/16 | | 20 | 2-6 | .333 | 0-3 | .000 | 4-5 | .800 | 1 | 2 | 3 | 3.2 | 2 | 1 | 3 | 0 | 1 | 8 | 11.5 | |
| AUSTIN PEAY | 12/03/16 | * | 21 | 5-10 | .500 | 1-3 | .333 | 1-1 | 1.000 | 0 | 6 | 6 | 3.6 | 2 | 4 | 0 | 1 | 2 | 12 | 11.6 | |
| HOUSTON | 12/06/16 | * | 15 | 1-5 | .200 | 0-1 | .000 | 0-0 | .000 | 0 | 1 | 1 | 3.3 | 1 | 1 | 2 | 0 | 0 | 2 | 10.4 | |
| NORTH FLORIDA | 12/10/16 | * | 25 | 6-16 | .375 | 1-5 | .200 | 1-4 | .250 | 2 | 2 | 4 | 3.3 | 1 | 3 | 1 | 2 | 3 | 14 | 10.8 | |
| vs Texas | 12/17/16 | * | 26 | 4-10 | .400 | 0-3 | .000 | 3-3 | 1.000 | 0 | 3 | 3 | 3.3 | 4 | 3 | 2 | 1 | 1 | 11 | 10.8 | |
| NORTH DAKOTA STATE | 12/20/16 | * | 22 | 2-7 | .286 | 0-2 | .000 | 0-0 | .000 | 1 | 2 | 3 | 3.3 | 2 | 2 | 3 | 0 | 0 | 4 | 10.2 | |
| vs Sam Houston State | 12/22/16 | | 17 | 3-9 | .333 | 1-3 | .333 | 4-5 | .800 | 0 | 3 | 3 | 3.3 | 2 | 1 | 0 | 0 | 1 | 11 | 10.3 | |
| FLORIDA | 12/29/16 | | 17 | 1-8 | .125 | 0-2 | .000 | 0-0 | .000 | 2 | 1 | 3 | 3.2 | 2 | 2 | 1 | 0 | 0 | 2 | 9.6 | |
| at Tennessee | 01/03/17 | | 24 | 5-8 | .625 | 2-2 | 1.000 | 2-2 | 1.000 | 1 | 3 | 4 | 3.3 | 4 | 2 | 0 | 0 | 0 | 14 | 9.9 | |
| at Kentucky | 01/07/17 | | 17 | 6-9 | .667 | 0-1 | .000 | 2-3 | .667 | 3 | 1 | 4 | 3.3 | 4 | 0 | 5 | 0 | 0 | 14 | 10.2 | |
| MISSISSIPPI STATE | 01/10/17 | * | 23 | 4-8 | .500 | 0-3 | .000 | 2-3 | .667 | 2 | 3 | 5 | 3.4 | 3 | 1 | 1 | 0 | 1 | 10 | 10.2 | |
| MISSOURI | 01/14/17 | * | 20 | 6-8 | .750 | 0-2 | .000 | 1-1 | 1.000 | 0 | 6 | 6 | 3.6 | 4 | 2 | 0 | 0 | 1 | 13 | 10.4 | |
| at Texas A&M | 01/17/17 | * | 23 | 2-9 | .222 | 0-2 | .000 | 0-2 | .000 | 0 | 3 | 3 | 3.6 | 3 | 2 | 1 | 0 | 0 | 4 | 10.0 | |
| Totals | | | 12 | 398 | 71-158 | .449 | 10-42 | .238 | 28-42 | .667 | 17 | 47 | 64 | 3.6 | 45 | 35 | 31 | 4 | 17 | 180 | 10.0 |

Games played: 18
Minutes/game: 22.1
Points/game: 10.0
FG Pct: 44.9
3FG Pct: 23.8
FT Pct: 66.7

Rebounds/game: 3.6
Assists/game: 1.9
Turnovers/game: 1.7
Assist/turnover ratio: 1.1
Steals/game: 0.9
Blocks/game: 0.2

» SEASON/CAREER HIGHS »

POINTS

Season: 17 vs. UT Arlington (11/18/16)
Career: 17 vs. UT Arlington (11/18/16)

FIELD GOALS

Season: 6 (4x) last vs. Missouri (1/14/17)
Career: 6 (4x) last vs. Missouri (1/14/17)

FIELD GOALS ATTEMPTED

Season: 16 vs. North Florida (12/10/16)
Career: 16 vs. North Florida (12/10/16)

3-POINT FIELD GOALS

Season: 2 (2x) last at Tennessee (1/3/17)
Career: 2 (2x) last at Tennessee (1/3/17)

3-POINT FG ATTEMPTS

Season: 5 vs. North Florida (12/10/16)
Career: 5 vs. North Florida (12/10/16)

FREE THROWS MADE

Season: 4 (3x) last vs. Sam Houston State (12/22/16)
Career: 4 (3x) last vs. Sam Houston State (12/22/16)

FREE THROWS ATTEMPTS

Season: 6 vs. UT Arlington (11/18/16)
Career: 6 vs. UT Arlington (11/18/16)

REBOUNDS

Season: 6 (3x) last vs. Missouri (1/14/17)
Career: 6 (3x) last vs. Missouri (1/14/17)

ASSISTS

Season: 4 vs. Fort Wayne (11/11/16)
Career: 4 vs. Fort Wayne (11/11/16)

STEALS

Season: 3 (2x) last vs. North Florida (12/10/16)
Career: 3 (2x) last vs. North Florida (12/10/16)

BLOCKS

Season: 2 vs. North Florida (12/10/16)
Career: 2 vs. North Florida (12/10/16)

MINUTES

Season: 31 vs. UT Arlington (11/18/16)
Career: 31 vs. UT Arlington (11/18/16)

» CAREER STATISTICS AT ARKANSAS »

| | | | Total | | 3-Point | | F-Throws | | Rebounds | | | | | | | | | | | Scoring | |
|---------|-------|----------|--------|------|---------|------|----------|------|----------|-----|-----|-----|----|----|-----|----|-----|-----|-----|---------|--|
| Season | gp-gs | min/avg | fg-fga | pct | fg-fga | pct | ft-fa | pct | off | def | tot | avg | pf | fo | ast | to | blk | stl | pts | avg | |
| 2016-17 | 18-12 | 398/22.1 | 71-158 | .449 | 10-42 | .238 | 28-42 | .667 | 17 | 47 | 64 | 3.6 | 45 | 0 | 35 | 31 | 4 | 17 | 180 | 10.0 | |
| TOTAL | 18-12 | 398/22.1 | 71-158 | .449 | 10-42 | .238 | 28-42 | .667 | 17 | 47 | 64 | 3.6 | 45 | 0 | 35 | 31 | 4 | 17 | 180 | 10.0 | |

at forward... a six-nine junior... from Madison, Arkansas... number one...

TREY THOMPSON



» @T_Top24 NEWS & NOTES »

- Has recorded two blocks in six of the last eight games.
- Second on the team in blocks with 18.
- Has multiple blocks in nine games this year.
- Is set to graduate a year early this summer and start graduate school next fall during his senior year.
- Averaged 3.1 points and 4.3 rebounds per game last season as a sophomore.
- Scored a career high 13 points against LSU (2/23/16) after going a perfect 6-6 from the field.
- Recorded a career high nine rebounds and four blocked shots against Texas Tech last season (1/30/16).
- Went to high school with teammate RJ Gasper.

» GAME-BY-GAME STATS »

| Opponent | Date | gs | min | Total | | 3-Pointers | | Free throws | | Rebounds | | | | | | | | pts | avg | |
|----------------------|----------|----|-----|--------|------|------------|------|-------------|------|----------|-----|-----|-----|----|----|-----|-----|-----|-----|-----|
| | | | | fg-fga | pct | 3fg-fga | pct | ft-fa | pct | off | def | tot | avg | pf | a | t/o | blk | | | stl |
| FORT WAYNE | 11/11/16 | 13 | 2-2 | 1.000 | 0-0 | .000 | 1-2 | .500 | 0 | 4 | 4 | 4.0 | 3 | 1 | 0 | 2 | 0 | 5 | 5.0 | |
| SOUTHERN ILLINOIS | 11/14/16 | 15 | 1-3 | .333 | 0-0 | .000 | 2-2 | 1.000 | 1 | 3 | 4 | 4.0 | 3 | 1 | 1 | 0 | 1 | 4 | 4.5 | |
| UT ARLINGTON | 11/18/16 | 7 | 1-2 | .500 | 0-0 | .000 | 1-1 | 1.000 | 3 | 1 | 4 | 4.0 | 2 | 0 | 2 | 0 | 0 | 3 | 4.0 | |
| at Minnesota | 11/22/16 | 13 | 0-0 | .000 | 0-0 | .000 | 0-0 | .000 | 0 | 3 | 3 | 3.8 | 1 | 2 | 1 | 0 | 0 | 0 | 3.0 | |
| MOUNT ST. MARY'S | 11/28/16 | 13 | 0-1 | .000 | 0-0 | .000 | 0-0 | .000 | 1 | 4 | 5 | 4.0 | 3 | 1 | 0 | 0 | 1 | 0 | 2.4 | |
| STEPHEN F. AUSTIN | 12/01/16 | 6 | 0-0 | .000 | 0-0 | .000 | 0-0 | .000 | 0 | 1 | 1 | 3.5 | 3 | 0 | 0 | 0 | 0 | 0 | 2.0 | |
| AUSTIN PEAY | 12/03/16 | 13 | 2-2 | 1.000 | 0-0 | .000 | 0-0 | .000 | 2 | 2 | 4 | 3.6 | 0 | 1 | 0 | 2 | 2 | 4 | 2.3 | |
| HOUSTON | 12/06/16 | 13 | 2-2 | 1.000 | 0-0 | .000 | 0-0 | .000 | 0 | 1 | 1 | 3.3 | 3 | 2 | 0 | 2 | 0 | 4 | 2.5 | |
| NORTH FLORIDA | 12/10/16 | 13 | 2-2 | 1.000 | 0-0 | .000 | 2-4 | .500 | 2 | 0 | 2 | 3.1 | 2 | 0 | 0 | 0 | 1 | 6 | 2.9 | |
| vs Texas | 12/17/16 | 8 | 1-4 | .250 | 0-0 | .000 | 1-2 | .500 | 2 | 1 | 3 | 3.1 | 2 | 0 | 0 | 0 | 0 | 3 | 2.9 | |
| NORTH DAKOTA STATE | 12/20/16 | 12 | 1-2 | .500 | 0-0 | .000 | 0-0 | .000 | 0 | 4 | 4 | 3.2 | 4 | 0 | 2 | 2 | 0 | 2 | 2.8 | |
| vs Sam Houston State | 12/22/16 | 14 | 0-0 | .000 | 0-0 | .000 | 0-0 | .000 | 1 | 5 | 6 | 3.4 | 1 | 3 | 2 | 2 | 1 | 0 | 2.6 | |
| FLORIDA | 12/29/16 | 8 | 0-0 | .000 | 0-0 | .000 | 0-0 | .000 | 0 | 1 | 1 | 3.2 | 1 | 2 | 0 | 0 | 0 | 0 | 2.4 | |
| at Tennessee | 01/03/17 | 9 | 1-2 | .500 | 0-1 | .000 | 0-0 | .000 | 0 | 1 | 1 | 3.1 | 3 | 2 | 1 | 2 | 0 | 2 | 2.4 | |
| at Kentucky | 01/07/17 | 20 | 0-2 | .000 | 0-0 | .000 | 4-4 | 1.000 | 1 | 3 | 4 | 3.1 | 4 | 2 | 0 | 2 | 0 | 4 | 2.5 | |
| MISSISSIPPI STATE | 01/10/17 | 10 | 0-0 | .000 | 0-0 | .000 | 0-0 | .000 | 0 | 2 | 2 | 3.1 | 3 | 3 | 0 | 0 | 0 | 0 | 2.3 | |
| MISSOURI | 01/14/17 | 16 | 3-3 | 1.000 | 0-0 | .000 | 2-4 | .500 | 2 | 2 | 4 | 3.1 | 3 | 0 | 1 | 2 | 0 | 8 | 2.6 | |
| at Texas A&M | 01/17/17 | 12 | 0-0 | .000 | 0-0 | .000 | 0-0 | .000 | 1 | 2 | 3 | 3.1 | 2 | 2 | 0 | 2 | 0 | 0 | 2.5 | |
| Totals | | 0 | 215 | 16-27 | .593 | 0-1 | .000 | 13-19 | .684 | 16 | 40 | 56 | 3.1 | 43 | 22 | 10 | 18 | 6 | 45 | 2.5 |

Games played: 18
Minutes/game: 11.9
Points/game: 2.5
FG Pct: 59.3
3FG Pct: 0.0
FT Pct: 68.4

Rebounds/game: 3.1
Assists/game: 1.2
Turnovers/game: 0.6
Assist/turnover ratio: 2.2
Steals/game: 0.3
Blocks/game: 1.0

» SEASON/CAREER HIGHS »

POINTS

Season: 8 vs. Missouri (1/14/17)
Career: 13 vs. LSU (2/23/16)

FIELD GOALS

Season: 3 vs. Missouri (1/14/17)
Career: 6 vs. LSU (2/23/16)

FIELD GOALS ATTEMPTED

Season: 4 vs. Texas (12/17/16)
Career: 7 vs. Tennessee Tech (12/12/15)

3-POINT FIELD GOALS

Season: --
Career: --

3-POINT FG ATTEMPTS

Season: 1 at Tennessee (1/3/17)
Career: 1 at Tennessee (1/3/17)

FREE THROWS MADE

Season: 4 at No. 6 Kentucky (1/7/17)
Career: 4 (2x) last at No. 6 Kentucky (1/7/17)

FREE THROWS ATTEMPTS

Season: 4 (3x) last vs. Missouri (1/14/17)
Career: 5 at Texas A&M (1/2/16)

REBOUNDS

Season: 6 vs. Sam Houston State (12/22/16)
Career: 9 vs. Texas Tech (1/30/16)

ASSISTS

Season: 3 (2x) last vs. Mississippi State (1/10/17)
Career: 5 vs. North Florida (12/22/15)

STEALS

Season: 2 vs. Austin Peay (12/3/16)
Career: 2 vs. Austin Peay (12/3/16)

BLOCKS

Season: 2 (9x) last at Texas A&M (1/17/17)
Career: 4 vs. Texas Tech (1/30/16)

MINUTES

Season: 20 at No. 6 Kentucky (1/7/17)
Career: 29 vs. LSU (2/23/16)

» CAREER STATISTICS AT ARKANSAS »

| | | | Total | | 3-Point | | F-Throws | | Rebounds | | | | | | | | | | | Scoring | |
|---------|-------|----------|--------|------|---------|------|----------|-------|----------|-----|-----|-----|-----|----|-----|----|-----|-----|-----|---------|--|
| Season | gp-gs | min/avg | fg-fga | pct | fg-fga | pct | ft-fa | pct | off | def | tot | avg | pf | fo | ast | to | blk | stl | pts | avg | |
| 2014-15 | 14-0 | 33/2.4 | 1-5 | .200 | 0-0 | .000 | 3-3 | 1.000 | 3 | 3 | 6 | 0.4 | 3 | 0 | 1 | 4 | 1 | 1 | 5 | 0.4 | |
| 2015-16 | 29-1 | 503/17.3 | 37-61 | .607 | 0-0 | .000 | 16-31 | .516 | 28 | 96 | 124 | 4.3 | 88 | 6 | 36 | 33 | 27 | 13 | 90 | 3.1 | |
| 2016-17 | 18-0 | 215/11.9 | 16-27 | .593 | 0-1 | .000 | 13-19 | .684 | 16 | 40 | 56 | 3.1 | 43 | 0 | 22 | 10 | 18 | 6 | 45 | 2.5 | |
| TOTAL | 61-1 | 751/12.3 | 54-93 | .581 | 0-1 | .000 | 32-53 | .604 | 47 | 139 | 186 | 3.0 | 134 | 6 | 59 | 47 | 46 | 20 | 140 | 2.3 | |

at forward... a **six-six** freshman... from Campti, **Louisiana**... number **two**...

ADRIOBAILEY



>> @AdrioBailey NEWS & NOTES »

- Led the team in points (14) and rebounds (7) in the 99-62 victory over Austin Peay.
- Recorded career highs in points (14), rebounds (7), assists (2) and blocks (2) against Austin Peay.
- Scored his first collegiate points against Stephen F. Austin, a back door cut for a throw down slam.
- Ranked the No. 11 player in the state of Louisiana.
- Ranked the No. 50 small forward in the 2016 class by Rivals.com.
- Averaged 19.5 points, 12.7 rebounds and 3.9 blocks per game last season as a senior in high school.

>> GAME-BY-GAME STATS »

| Opponent | Date | gs | min | Total | | 3-Pointers | | Free throws | | Rebounds | | | | | | | | | | |
|----------------------|----------|-----|-----|--------|------|------------|------|-------------|------|----------|-----|-----|-----|----|---|-----|-----|-----|-----|-----|
| | | | | fg-fga | pct | 3fg-fga | pct | ft-fa | pct | off | def | tot | avg | pf | a | t/o | blk | stl | pts | avg |
| FORT WAYNE | 11/11/16 | 3 | 0-0 | .000 | 0-0 | .000 | 0-0 | .000 | 0 | 1 | 1 | 1 | 1.0 | 1 | 0 | 1 | 0 | 0 | 0 | 0.0 |
| SOUTHERN ILLINOIS | 11/14/16 | 7 | 0-1 | .000 | 0-0 | .000 | 0-2 | .000 | 1 | 0 | 1 | 1.0 | 1 | 0 | 3 | 0 | 0 | 0 | 0 | 0.0 |
| UT ARLINGTON | 11/18/16 | dnp | - | - | - | - | - | - | - | - | - | - | - | - | - | - | - | - | - | - |
| at Minnesota | 11/22/16 | 5 | 0-1 | .000 | 0-0 | .000 | 0-0 | .000 | 0 | 1 | 1 | 1.0 | 0 | 0 | 0 | 0 | 0 | 0 | 0 | 0.0 |
| MOUNT ST. MARY'S | 11/28/16 | 4 | 0-0 | .000 | 0-0 | .000 | 0-0 | .000 | 0 | 0 | 0 | 0.8 | 0 | 1 | 0 | 0 | 1 | 0 | 0 | 0.0 |
| STEPHEN F. AUSTIN | 12/01/16 | 12 | 1-1 | 1.000 | 0-0 | .000 | 0-0 | .000 | 0 | 0 | 0 | 0.6 | 4 | 0 | 1 | 0 | 0 | 2 | 0.4 | 0.0 |
| AUSTIN PEAY | 12/03/16 | 18 | 7-8 | .875 | 0-0 | .000 | 0-0 | .000 | 4 | 3 | 7 | 1.7 | 2 | 2 | 2 | 2 | 1 | 14 | 2.7 | 0.0 |
| HOUSTON | 12/06/16 | 7 | 0-1 | .000 | 0-0 | .000 | 1-2 | .500 | 1 | 1 | 2 | 1.7 | 1 | 1 | 1 | 0 | 0 | 1 | 2.4 | 0.0 |
| NORTH FLORIDA | 12/10/16 | 6 | 1-1 | 1.000 | 0-0 | .000 | 1-2 | .500 | 1 | 0 | 1 | 1.6 | 1 | 0 | 0 | 0 | 0 | 3 | 2.5 | 0.0 |
| vs Texas | 12/17/16 | dnp | - | - | - | - | - | - | - | - | - | - | - | - | - | - | - | - | - | - |
| NORTH DAKOTA STATE | 12/20/16 | 9 | 1-2 | .500 | 0-0 | .000 | 0-1 | .000 | 0 | 1 | 1 | 1.6 | 0 | 0 | 0 | 0 | 1 | 2 | 2.4 | 0.0 |
| vs Sam Houston State | 12/22/16 | 11 | 1-2 | .500 | 0-0 | .000 | 2-4 | .500 | 0 | 2 | 2 | 1.6 | 2 | 0 | 1 | 1 | 2 | 4 | 2.6 | 0.0 |
| FLORIDA | 12/29/16 | 3 | 0-0 | .000 | 0-0 | .000 | 0-0 | .000 | 0 | 1 | 1 | 1.5 | 0 | 0 | 1 | 0 | 0 | 0 | 2.4 | 0.0 |
| at Tennessee | 01/03/17 | dnp | - | - | - | - | - | - | - | - | - | - | - | - | - | - | - | - | - | - |
| at Kentucky | 01/07/17 | 4 | 0-0 | .000 | 0-0 | .000 | 0-0 | .000 | 0 | 0 | 0 | 1.4 | 1 | 1 | 0 | 0 | 1 | 0 | 2.2 | 0.0 |
| MISSISSIPPI STATE | 01/10/17 | 1 | 0-0 | .000 | 0-0 | .000 | 0-0 | .000 | 0 | 0 | 0 | 1.3 | 0 | 0 | 0 | 0 | 0 | 0 | 2.0 | 0.0 |
| MISSOURI | 01/14/17 | 4 | 0-1 | .000 | 0-0 | .000 | 0-0 | .000 | 1 | 0 | 1 | 1.3 | 0 | 0 | 0 | 0 | 0 | 0 | 1.9 | 0.0 |
| at Texas A&M | 01/17/17 | dnp | - | - | - | - | - | - | - | - | - | - | - | - | - | - | - | - | - | - |
| Totals | | 0 | 94 | 11-18 | .611 | 0-0 | .000 | 4-11 | .364 | 8 | 10 | 18 | 1.3 | 13 | 5 | 10 | 3 | 6 | 26 | 1.9 |

Games played: 14
Minutes/game: 6.7
Points/game: 1.9
FG Pct: 61.1
FT Pct: 36.4

Rebounds/game: 1.3
Assists/game: 0.4
Turnovers/game: 0.7
Assist/turnover ratio: 0.5
Steals/game: 0.4
Blocks/game: 0.2

>> SEASON/CAREER HIGHS »

POINTS

Season: 14 vs. Austin Peay (12/3/16)

Career: 14 vs. Austin Peay (12/3/16)

FIELD GOALS

Season: 7 vs. Austin Peay (12/3/16)

Career: 7 vs. Austin Peay (12/3/16)

FIELD GOALS ATTEMPTED

Season: 8 vs. Austin Peay (12/3/16)

Career: 8 vs. Austin Peay (12/3/16)

3-POINT FIELD GOALS

Season: --

Career: --

3-POINT FG ATTEMPTS

Season: --

Career: --

FREE THROWS MADE

Season: 2 vs. Sam Houston State (12/22/16)

Career: 2 vs. Sam Houston State (12/22/16)

FREE THROWS ATTEMPTS

Season: 4 vs. Sam Houston State (12/22/16)

Career: 4 vs. Sam Houston State (12/22/16)

REBOUNDS

Season: 7 vs. Austin Peay (12/3/16)

Career: 7 vs. Austin Peay (12/3/16)

ASSISTS

Season: 2 vs. Austin Peay (12/3/16)

Career: 2 vs. Austin Peay (12/3/16)

STEALS

Season: 2 vs. Sam Houston State (12/22/16)

Career: 2 vs. Sam Houston State (12/22/16)

BLOCKS

Season: 2 vs. Austin Peay (12/3/16)

Career: 2 vs. Austin Peay (12/3/16)

MINUTES

Season: 18 vs. Austin Peay (12/3/16)

Career: 18 vs. Austin Peay (12/3/16)

>> CAREER STATISTICS AT ARKANSAS »

| Season | gp-gs | min/avg | Total fg-fga | pct | 3-Point fg-fga | pct | F-Throws ft-fa | pct | Rebounds off def tot | avg | pf | fo | ast | to | blk | stl | Scoring pts | avg |
|---------|-------|---------|-----------------|------|-------------------|------|-------------------|------|-------------------------|-----|----|-----|-----|----|-----|-----|----------------|-----|
| 2016-17 | 14-0 | 94/6.7 | 11-18 | .611 | 0-0 | .000 | 4-11 | .364 | 8 | 10 | 18 | 1.3 | 13 | 0 | 5 | 10 | 26 | 1.9 |
| TOTAL | 14-0 | 94/6.7 | 11-18 | .611 | 0-0 | .000 | 4-11 | .364 | 8 | 10 | 18 | 1.3 | 13 | 0 | 5 | 10 | 26 | 1.9 |

at guard... a **six-three** redshirt-senior... from Little Rock, **Arkansas**... number **three**...

DUSTY HANNAHS



» @D_Hannahs NEWS & NOTES »

- Took his last final exam on Dec. 14 and finished his degree from the Walton College of Business.
- Has scored in double figures in 22 of the last 25 contests, dating back to last season.
- Is 53-of-59 (.898) from the charity stripe this season, second in the SEC and 20th in the country.
- Second on the team in scoring at 13.9 points per game.
- Reached the 1,000-point club for his career in the season opener with a 23-point effort.
- Scheduled to graduate in December with a degree Supply Chain Management.
- Named to the Preseason Second Team All-SEC as voted on by the league coaches.
- One of 20 players on the Jerry West Shooting Guard of the Year Award watch list.
- Ranked No. 97 player in the nation by CBS Sports.

» GAME-BY-GAME STATS »

| Opponent | Date | gs | min | Total | | 3-Pointers | | Free throws | | Rebounds | | | | pf | a | t/o | blk | stl | pts | avg | |
|----------------------|----------|----|-----|--------|--------|------------|-------|-------------|-------|----------|-----|-----|-----|-----|----|-----|-----|-----|-----|------|------|
| | | | | fg-fga | pct | 3fg-fga | pct | ft-fga | pct | off | def | tot | avg | | | | | | | | |
| FORT WAYNE | 11/11/16 | * | 30 | 7-17 | .412 | 1-6 | .167 | 8-10 | .800 | 1 | 0 | 1 | 1.0 | 1 | 2 | 1 | 0 | 1 | 23 | 23.0 | |
| SOUTHERN ILLINOIS | 11/14/16 | * | 20 | 5-7 | .714 | 5-6 | .833 | 4-4 | 1.000 | 1 | 4 | 5 | 3.0 | 2 | 1 | 1 | 0 | 0 | 19 | 21.0 | |
| UT ARLINGTON | 11/18/16 | * | 27 | 2-10 | .200 | 2-7 | .286 | 5-6 | .833 | 1 | 0 | 1 | 2.3 | 1 | 2 | 0 | 0 | 1 | 11 | 17.7 | |
| at Minnesota | 11/22/16 | * | 29 | 7-12 | .583 | 1-2 | .500 | 5-5 | 1.000 | 1 | 1 | 2 | 2.3 | 1 | 0 | 3 | 0 | 0 | 20 | 18.3 | |
| MOUNT ST. MARY'S | 11/28/16 | * | 20 | 4-14 | .286 | 0-5 | .000 | 4-4 | 1.000 | 1 | 1 | 2 | 2.2 | 1 | 1 | 1 | 0 | 1 | 12 | 17.0 | |
| STEPHEN F. AUSTIN | 12/01/16 | * | 24 | 5-9 | .556 | 0-2 | .000 | 5-5 | 1.000 | 0 | 0 | 0 | 1.8 | 1 | 2 | 1 | 0 | 1 | 15 | 16.7 | |
| AUSTIN PEAY | 12/03/16 | * | 21 | 5-12 | .417 | 3-5 | .600 | 0-0 | .000 | 0 | 1 | 1 | 1.7 | 2 | 0 | 0 | 0 | 0 | 13 | 16.1 | |
| HOUSTON | 12/06/16 | * | 17 | 6-11 | .545 | 2-5 | .400 | 3-3 | 1.000 | 1 | 0 | 1 | 1.6 | 2 | 1 | 2 | 0 | 0 | 17 | 16.3 | |
| NORTH FLORIDA | 12/10/16 | * | 25 | 5-10 | .500 | 2-6 | .333 | 5-5 | 1.000 | 0 | 1 | 1 | 1.6 | 0 | 3 | 2 | 1 | 0 | 17 | 16.3 | |
| vs Texas | 12/17/16 | * | 24 | 5-11 | .455 | 3-6 | .500 | 2-3 | .667 | 0 | 0 | 0 | 1.4 | 3 | 1 | 2 | 0 | 2 | 15 | 16.2 | |
| NORTH DAKOTA STATE | 12/20/16 | * | 19 | 4-10 | .400 | 3-7 | .429 | 0-0 | .000 | 0 | 2 | 2 | 1.5 | 1 | 3 | 2 | 0 | 1 | 11 | 15.7 | |
| vs Sam Houston State | 12/22/16 | * | 23 | 2-7 | .286 | 1-5 | .200 | 1-2 | .500 | 1 | 3 | 4 | 1.7 | 2 | 1 | 3 | 0 | 0 | 6 | 14.9 | |
| FLORIDA | 12/29/16 | * | 27 | 4-9 | .444 | 2-6 | .333 | 1-1 | 1.000 | 0 | 2 | 2 | 1.7 | 1 | 0 | 2 | 1 | 1 | 11 | 14.6 | |
| at Tennessee | 01/03/17 | * | 27 | 5-8 | .625 | 2-4 | .500 | 1-1 | 1.000 | 0 | 2 | 2 | 1.7 | 3 | 1 | 0 | 0 | 0 | 13 | 14.5 | |
| at Kentucky | 01/07/17 | * | 22 | 2-12 | .167 | 0-5 | .000 | 2-2 | 1.000 | 0 | 1 | 1 | 1.7 | 4 | 2 | 0 | 0 | 0 | 6 | 13.9 | |
| MISSISSIPPI STATE | 01/10/17 | * | 27 | 6-13 | .462 | 3-7 | .429 | 2-2 | 1.000 | 1 | 2 | 3 | 1.8 | 2 | 1 | 1 | 0 | 1 | 17 | 14.1 | |
| MISSOURI | 01/14/17 | * | 25 | 5-11 | .455 | 2-5 | .400 | 4-4 | 1.000 | 1 | 2 | 3 | 1.8 | 1 | 3 | 2 | 0 | 0 | 16 | 14.2 | |
| at Texas A&M | 01/17/17 | * | 27 | 3-7 | .429 | 2-4 | .500 | 1-2 | .500 | 0 | 1 | 1 | 1.8 | 1 | 1 | 1 | 0 | 1 | 9 | 13.9 | |
| Totals | | | 10 | 434 | 82-190 | .432 | 34-93 | .366 | 53-59 | .898 | 9 | 23 | 32 | 1.8 | 29 | 25 | 24 | 2 | 10 | 251 | 13.9 |

Games played: 18
Minutes/game: 24.1
Points/game: 13.9
FG Pct: 43.2
3FG Pct: 36.6
FT Pct: 89.8

Rebounds/game: 1.8
Assists/game: 1.4
Turnovers/game: 1.3
Assist/turnover ratio: 1.0
Steals/game: 0.6
Blocks/game: 0.1

» SEASON/CAREER HIGHS »

POINTS

Season: 23 vs. Fort Wayne (11/11/16)
Career: 33 vs. Florida (3/10/16)

FIELD GOALS

Season: 7 (2x) last at Minnesota (11/22/16)
Career: 12 vs. Florida (3/10/16)

FIELD GOALS ATTEMPTED

Season: 17 vs. Fort Wayne (11/11/16)
Career: 23 vs. Florida (3/10/16)

3-POINT FIELD GOALS

Season: 5 vs. Southern Illinois (11/14/16)
Career: 8 vs. Mississippi State (1/9/16)

3-POINT FG ATTEMPTS

Season: 7 (2x) last vs. Mississippi State (1/10/17)
Career: 13 vs. Mississippi State (1/9/16)

FREE THROWS MADE

Season: 8 vs. Fort Wayne (11/11/16)
Career: 10 vs. Evansville (12/8/15)

FREE THROWS ATTEMPTS

Season: 10 vs. Fort Wayne (11/11/16)
Career: 10 (3x) last vs. Fort Wayne (11/11/16)

REBOUNDS

Season: 5 vs. Southern Illinois (11/14/16)
Career: 6 (2x) last vs. Missouri (2/20/16)

ASSISTS

Season: 3 (3x) last vs. Missouri (1/14/17)
Career: 6 at West Virginia (1/22/14)^

STEALS

Season: 2 vs. Texas (12/17/16)
Career: 3 (2x) last vs. Mississippi State (1/9/15)

BLOCKS

Season: 1 (2x) vs. No. 25 Florida (12/29/16)
Career: 1 (4x) vs. No. 25 Florida (12/29/16)

MINUTES

Season: 30 vs. Fort Wayne (11/11/16)
Career: 40 vs. Texas Tech (1/30/16)

^ - at Texas Tech

» CAREER STATISTICS AT ARKANSAS »

| | | | Total | | 3-Point | | F-Throws | | Rebounds | | | | | | | | | | | Scoring | |
|---------|-------|-----------|---------|------|---------|------|----------|------|----------|-----|-----|-----|----|----|-----|----|-----|-----|-----|---------|--|
| Season | gp-gs | min/avg | fg-fga | pct | fg-fga | pct | ft-fa | pct | off | def | tot | avg | pf | fo | ast | to | blk | stl | pts | avg | |
| 2015-16 | 32-20 | 866/27.1 | 174-380 | .458 | 81-187 | .433 | 100-115 | .870 | 19 | 58 | 77 | 2.4 | 68 | 0 | 29 | 41 | 0 | 20 | 529 | 16.5 | |
| 2016-17 | 18-10 | 434/24.1 | 82-190 | .432 | 34-93 | .366 | 53-59 | .898 | 9 | 23 | 32 | 1.8 | 29 | 0 | 25 | 24 | 2 | 10 | 251 | 13.9 | |
| TOTAL | 50-30 | 1300/26.0 | 256-570 | .449 | 115-280 | .411 | 153-174 | .879 | 28 | 81 | 109 | 2.2 | 97 | 0 | 54 | 65 | 2 | 30 | 780 | 15.6 | |

at guard... a six-three junior... from Little Rock, Arkansas... number four...

DARYL MACON



» @YoD4__ NEWS & NOTES »

- Has led or tied the team-high in scoring in seven of the last nine games.
- Second on the team with 24 steals on the year.
- Is 71-of-81 (.877) from the charity stripe this season, ranking fourth in the SEC and 39th in the country.
- Has scored at least 12 points in 14 of 18 games this season, including 10 of the last 11.
- Has two 12+ made free throw performances this season (12-of-13 at Tennessee; 14-of-14 vs. Texas).
- His 14-of-14 free throw performance against Texas was the 2nd most makes in program history without a miss.
- Scored a career-high 23 points against Texas and was named the Lone Star Shootout MVP.
- Had made 29 straight free throws over a five game stretch before missing his final attempt against No. 25 Florida.
- Is the only player in the last 30 years to have 13+ points, 7+ rebounds, 5+ assists and 4+ steals in his Razorback debut. (Via @HogStats)
- Ranked as the No. 3 junior college transfer in the 2016 class.
- Named one of 15 Impact JUCO Transfers by Jon Rothstein.
- Averaged 23.9 points, 3.7 rebounds, and 3.2 assists per game as a sophomore at Holmes CC.

» GAME-BY-GAME STATS »

| Opponent | Date | gs | min | Total | | 3-Pointers | | Free throws | | Rebounds | | | | pf | a | t/o | blk | stl | pts | avg | |
|----------------------|----------|----|-----|--------|--------|------------|-------|-------------|-------|----------|-----|-----|-----|-----|----|-----|-----|-----|-----|------|------|
| | | | | fg-fga | pct | 3fg-fga | pct | ft-fa | pct | off | def | tot | avg | | | | | | | | |
| FORT WAYNE | 11/11/16 | * | 33 | 5-11 | .455 | 2-6 | .333 | 1-2 | .500 | 2 | 5 | 7 | 7.0 | 3 | 5 | 4 | 0 | 4 | 13 | 13.0 | |
| SOUTHERN ILLINOIS | 11/14/16 | * | 20 | 4-6 | .667 | 4-6 | .667 | 0-0 | .000 | 0 | 2 | 2 | 4.5 | 2 | 5 | 0 | 1 | 1 | 12 | 12.5 | |
| UT ARLINGTON | 11/18/16 | * | 26 | 2-6 | .333 | 0-3 | .000 | 3-4 | .750 | 0 | 2 | 2 | 3.7 | 4 | 0 | 1 | 0 | 2 | 7 | 10.7 | |
| at Minnesota | 11/22/16 | * | 26 | 4-11 | .364 | 0-4 | .000 | 4-4 | 1.000 | 1 | 4 | 5 | 4.0 | 1 | 1 | 5 | 0 | 2 | 12 | 11.0 | |
| MOUNT ST. MARY'S | 11/28/16 | | 18 | 4-7 | .571 | 2-3 | .667 | 5-6 | .833 | 0 | 0 | 0 | 3.2 | 3 | 2 | 1 | 0 | 0 | 15 | 11.8 | |
| STEPHEN F. AUSTIN | 12/01/16 | | 22 | 3-8 | .375 | 1-4 | .250 | 0-0 | .000 | 0 | 0 | 0 | 2.7 | 3 | 5 | 1 | 0 | 2 | 7 | 11.0 | |
| AUSTIN PEAY | 12/03/16 | * | 15 | 4-7 | .571 | 0-3 | .000 | 0-0 | .000 | 0 | 4 | 4 | 2.9 | 2 | 1 | 1 | 0 | 1 | 8 | 10.6 | |
| HOUSTON | 12/06/16 | * | 30 | 5-9 | .556 | 3-4 | .750 | 4-5 | .800 | 1 | 2 | 3 | 2.9 | 1 | 3 | 3 | 0 | 1 | 17 | 11.4 | |
| NORTH FLORIDA | 12/10/16 | * | 23 | 3-6 | .500 | 2-5 | .400 | 5-5 | 1.000 | 0 | 4 | 4 | 3.0 | 2 | 4 | 3 | 0 | 3 | 13 | 11.6 | |
| vs Texas | 12/17/16 | * | 29 | 4-12 | .333 | 1-5 | .200 | 14-14 | 1.000 | 1 | 3 | 4 | 3.1 | 1 | 3 | 1 | 0 | 1 | 23 | 12.7 | |
| NORTH DAKOTA STATE | 12/20/16 | * | 24 | 5-12 | .417 | 3-5 | .600 | 2-2 | 1.000 | 4 | 2 | 6 | 3.4 | 0 | 5 | 4 | 0 | 1 | 15 | 12.9 | |
| vs Sam Houston State | 12/22/16 | * | 23 | 6-9 | .667 | 2-5 | .400 | 3-3 | 1.000 | 0 | 1 | 1 | 3.2 | 1 | 1 | 1 | 0 | 2 | 17 | 13.3 | |
| FLORIDA | 12/29/16 | * | 33 | 7-10 | .700 | 3-5 | .600 | 5-6 | .833 | 0 | 4 | 4 | 3.2 | 2 | 1 | 1 | 0 | 1 | 22 | 13.9 | |
| at Tennessee | 01/03/17 | * | 26 | 1-6 | .167 | 1-4 | .250 | 12-13 | .923 | 0 | 2 | 2 | 3.1 | 2 | 1 | 3 | 0 | 0 | 15 | 14.0 | |
| at Kentucky | 01/07/17 | * | 26 | 5-12 | .417 | 3-7 | .429 | 2-2 | 1.000 | 0 | 0 | 0 | 2.9 | 3 | 1 | 0 | 0 | 0 | 15 | 14.1 | |
| MISSISSIPPI STATE | 01/10/17 | * | 24 | 3-7 | .429 | 1-4 | .250 | 1-1 | 1.000 | 0 | 1 | 1 | 2.8 | 2 | 2 | 2 | 0 | 0 | 8 | 13.7 | |
| MISSOURI | 01/14/17 | * | 27 | 6-11 | .545 | 4-8 | .500 | 1-2 | .500 | 1 | 3 | 4 | 2.9 | 3 | 6 | 2 | 0 | 2 | 17 | 13.9 | |
| at Texas A&M | 01/17/17 | * | 26 | 3-10 | .300 | 1-5 | .200 | 9-12 | .750 | 0 | 4 | 4 | 2.9 | 0 | 1 | 3 | 1 | 1 | 16 | 14.0 | |
| Totals | | | 16 | 451 | 74-160 | .463 | 33-86 | .384 | 71-81 | .877 | 10 | 43 | 53 | 2.9 | 35 | 47 | 36 | 2 | 24 | 252 | 14.0 |

Games played: 18
Minutes/game: 25.1
Points/game: 14.0
FG Pct: 46.3
3FG Pct: 38.4
FT Pct: 87.7

Rebounds/game: 2.9
Assists/game: 2.6
Turnovers/game: 2.0
Assist/turnover ratio: 1.3
Steals/game: 1.3
Blocks/game: 0.1

» SEASON/CAREER HIGHS »

POINTS

Season: 23 vs. Texas (12/17/16)

Career: 23 vs. Texas (12/17/16)

FIELD GOALS

Season: 7 vs. No. 25 Florida (12/29/16)

Career: 7 vs. No. 25 Florida (12/29/16)

FIELD GOALS ATTEMPTED

Season: 12 (3x) last at No. 6 Kentucky (1/7/17)

Career: 12 (3x) last at No. 6 Kentucky (1/7/17)

3-POINT FIELD GOALS

Season: 4 (2x) vs. Missouri (1/14/17)

Career: 4 (2x) vs. Missouri (1/14/17)

3-POINT FG ATTEMPTS

Season: 8 vs. Missouri (1/14/17)

Career: 8 vs. Missouri (1/14/17)

FREE THROWS MADE

Season: 14 vs. Texas (12/17/16)

Career: 14 vs. Texas (12/17/16)

FREE THROWS ATTEMPTS

Season: 14 vs. Texas (12/17/16)

Career: 14 vs. Texas (12/17/16)

REBOUNDS

Season: 7 vs. Fort Wayne (11/11/16)

Career: 7 vs. Fort Wayne (11/11/16)

ASSISTS

Season: 6 vs. Missouri (1/14/17)

Career: 6 vs. Missouri (1/14/17)

STEALS

Season: 4 vs. Fort Wayne (11/11/16)

Career: 4 vs. Fort Wayne (11/11/16)

BLOCKS

Season: 1 (2x) last at Texas A&M (1/17/17)

Career: 1 (2x) last at Texas A&M (1/17/17)

MINUTES

Season: 33 (2x) last vs. No. 25 Florida (12/29/16)

Career: 33 (2x) last vs. No. 25 Florida (12/29/16)

» CAREER STATISTICS AT ARKANSAS »

| Season | gp-gs | min/avg | Total | | 3-Point | | F-Throws | | Rebounds | | | | Scoring | | | | | |
|---------|-------|----------|--------|------|---------|------|----------|------|----------|-----|-----|-----|---------|----|-----|----|-----|-----|
| | | | fg-fga | pct | fg-fga | pct | ft-fa | pct | off | def | tot | avg | pf | fo | ast | to | blk | stl |
| 2016-17 | 18-16 | 451/25.1 | 74-160 | .463 | 33-86 | .384 | 71-81 | .877 | 10 | 43 | 53 | 2.9 | 35 | 0 | 47 | 36 | 2 | 24 |
| TOTAL | 18-16 | 451/25.1 | 74-160 | .463 | 33-86 | .384 | 71-81 | .877 | 10 | 43 | 53 | 2.9 | 35 | 0 | 47 | 36 | 2 | 24 |

at forward... a six-eight junior... from St. Louis, Missouri... number five...

ARLANDO COOK



@ ballxbooks NEWS & NOTES »

- Had a season-high seven rebounds at Texas A&M on Tuesday in Arkansas' comeback win over the Aggies.
- Made his first three starts as a Razorback, before coming off the bench last Saturday against Mizzou.
- Has made 12 of his last 15 (.800) free throws over the last nine games.
- Has a rebound in 14 straight games and has scored in 15 of 18 games this season.
- Had a career-high three blocks and six rebounds against Sam Houston State in 15 minutes of action.
- Went 4-for-4 from the charity stripe in the final 2 minutes against Texas.
- Played a season-high 21 minutes off the bench against No. 25 Florida.
- Three of his four baskets against Southern Illinois were lay-ups in transition.
- Junior college transfer from Connors State College
- Ranked as the No. 6 junior college transfer in the 2016 class.
- Averaged 16.0 points and 10.1 rebounds per game last season as a sophomore at Connors State College.

» GAME-BY-GAME STATS »

| Opponent | Date | gs | min | Total | | 3-Pointers | | Free throws | | Rebounds | | | | | | | | | | | |
|----------------------|----------|----|-----|--------|------|------------|------|-------------|------|----------|-----|-----|-----|----|---|-----|-----|-----|-----|-----|--|
| | | | | fg-fga | pct | 3fg-fga | pct | ft-fa | pct | off | def | tot | avg | pf | a | t/o | blk | stl | pts | avg | |
| FORT WAYNE | 11/11/16 | 5 | 0-0 | .000 | 0-0 | .000 | 0-0 | .000 | 0 | 0 | 0 | 0.0 | 3 | 0 | 2 | 0 | 0 | 0 | 0.0 | | |
| SOUTHERN ILLINOIS | 11/14/16 | 13 | 4-8 | .500 | 0-0 | .000 | 1-1 | 1.000 | 0 | 2 | 2 | 1.0 | 0 | 0 | 1 | 1 | 1 | 9 | 4.5 | | |
| UT ARLINGTON | 11/18/16 | 13 | 0-2 | .000 | 0-0 | .000 | 1-2 | .500 | 1 | 0 | 1 | 1.0 | 0 | 0 | 1 | 1 | 1 | 1 | 3.3 | | |
| at Minnesota | 11/22/16 | 14 | 2-3 | .667 | 0-0 | .000 | 0-0 | .000 | 0 | 0 | 0 | 0.8 | 4 | 0 | 3 | 1 | 1 | 4 | 3.5 | | |
| MOUNT ST. MARY'S | 11/28/16 | 13 | 1-4 | .250 | 0-0 | .000 | 1-2 | .500 | 0 | 2 | 2 | 1.0 | 1 | 1 | 0 | 0 | 0 | 3 | 3.4 | | |
| STEPHEN F. AUSTIN | 12/01/16 | 9 | 1-2 | .500 | 0-0 | .000 | 0-0 | .000 | 1 | 0 | 1 | 1.0 | 0 | 0 | 0 | 0 | 0 | 2 | 3.2 | | |
| AUSTIN PEAY | 12/03/16 | 15 | 2-4 | .500 | 0-0 | .000 | 0-0 | .000 | 3 | 0 | 3 | 1.3 | 1 | 2 | 0 | 0 | 1 | 4 | 3.3 | | |
| HOUSTON | 12/06/16 | 10 | 0-1 | .000 | 0-0 | .000 | 0-0 | .000 | 1 | 0 | 1 | 1.3 | 0 | 0 | 0 | 0 | 0 | 0 | 2.9 | | |
| NORTH FLORIDA | 12/10/16 | 12 | 2-4 | .500 | 0-0 | .000 | 0-0 | .000 | 3 | 1 | 4 | 1.6 | 2 | 0 | 1 | 0 | 2 | 4 | 3.0 | | |
| vs Texas | 12/17/16 | 17 | 1-1 | 1.000 | 0-0 | .000 | 4-4 | 1.000 | 0 | 2 | 2 | 1.6 | 4 | 1 | 0 | 1 | 1 | 6 | 3.3 | | |
| NORTH DAKOTA STATE | 12/20/16 | 13 | 1-3 | .333 | 0-0 | .000 | 2-2 | 1.000 | 1 | 2 | 3 | 1.7 | 0 | 1 | 0 | 0 | 0 | 4 | 3.4 | | |
| vs Sam Houston State | 12/22/16 | 15 | 2-3 | .667 | 0-0 | .000 | 0-0 | .000 | 0 | 6 | 6 | 2.1 | 3 | 0 | 1 | 3 | 0 | 4 | 3.4 | | |
| FLORIDA | 12/29/16 | 21 | 2-5 | .400 | 0-0 | .000 | 4-4 | 1.000 | 0 | 2 | 2 | 2.1 | 3 | 1 | 1 | 1 | 0 | 8 | 3.8 | | |
| at Tennessee | 01/03/17 | * | 11 | 0-2 | .000 | 0-0 | .000 | 1-2 | .500 | 1 | 2 | 3 | 2.1 | 3 | 0 | 1 | 0 | 1 | 3.6 | | |
| at Kentucky | 01/07/17 | * | 15 | 3-5 | .600 | 0-0 | .000 | 0-0 | .000 | 0 | 1 | 1 | 2.1 | 0 | 0 | 0 | 0 | 1 | 6 | 3.7 | |
| MISSISSIPPI STATE | 01/10/17 | * | 11 | 1-3 | .333 | 0-0 | .000 | 1-2 | .500 | 1 | 2 | 3 | 2.1 | 2 | 1 | 1 | 0 | 0 | 3 | 3.7 | |
| MISSOURI | 01/14/17 | 7 | 0-0 | .000 | 0-0 | .000 | 0-0 | .000 | 0 | 1 | 1 | 2.1 | 0 | 0 | 0 | 0 | 0 | 0 | 3.5 | | |
| at Texas A&M | 01/17/17 | 21 | 3-4 | .750 | 0-0 | .000 | 0-1 | .000 | 2 | 5 | 7 | 2.3 | 4 | 2 | 0 | 1 | 2 | 6 | 3.6 | | |
| Totals | | 3 | 235 | 25-54 | .463 | 0-0 | .000 | 15-20 | .750 | 14 | 28 | 42 | 2.3 | 30 | 9 | 12 | 9 | 10 | 65 | 3.6 | |

Games played: 18
Minutes/game: 13.1
Points/game: 3.6
FG Pct: 46.3
FT Pct: 75.0

Rebounds/game: 2.3
Assists/game: 0.5
Turnovers/game: 0.7
Assist/turnover ratio: 0.8
Steals/game: 0.6
Blocks/game: 0.5

» SEASON/CAREER HIGHS »

POINTS

Season: 9 vs. Southern Illinois (11/14/16)
Career: 9 vs. Southern Illinois (11/14/16)

FIELD GOALS

Season: 4 vs. Southern Illinois (11/14/16)
Career: 4 vs. Southern Illinois (11/14/16)

FIELD GOALS ATTEMPTED

Season: 8 vs. Southern Illinois (11/14/16)
Career: 8 vs. Southern Illinois (11/14/16)

3-POINT FIELD GOALS

Season: --
Career: --

3-POINT FG ATTEMPTS

Season: --
Career: --

FREE THROWS MADE

Season: 4 (2x) last vs. No. 25 Florida (12/29/16)
Career: 4 (2x) last vs. No. 25 Florida (12/29/16)

FREE THROWS ATTEMPTS

Season: 4 (2x) last vs. No. 25 Florida (12/29/16)
Career: 4 (2x) last vs. No. 25 Florida (12/29/16)

REBOUNDS

Season: 7 at Texas A&M (1/17/17)
Career: 7 at Texas A&M (1/17/17)

ASSISTS

Season: 2 (2x) last at Texas A&M (1/17/17)
Career: 2 (2x) last at Texas A&M (1/17/17)

STEALS

Season: 2 (2x) last at Texas A&M (1/17/17)
Career: 2 (2x) last at Texas A&M (1/17/17)

BLOCKS

Season: 3 vs. Sam Houston State (12/22/16)
Career: 3 vs. Sam Houston State (12/22/16)

MINUTES

Season: 21 (2x) last at Texas A&M (1/17/17)
Career: 21 (2x) last at Texas A&M (1/17/17)

» CAREER STATISTICS AT ARKANSAS »

| | | | Total | | 3-Point | | F-Throws | | Rebounds | | | | | | | | | | | Scoring | |
|---------|-------|----------|--------|------|---------|------|----------|------|----------|-----|-----|-----|----|----|-----|----|-----|-----|-----|---------|--|
| Season | gp-gs | min/avg | fg-fga | pct | fg-fga | pct | ft-fa | pct | off | def | tot | avg | pf | fo | ast | to | blk | stl | pts | avg | |
| 2016-17 | 18-3 | 235/13.1 | 25-54 | .463 | 0-0 | .000 | 15-20 | .750 | 14 | 28 | 42 | 2.3 | 30 | 0 | 9 | 12 | 9 | 10 | 65 | 3.6 | |
| TOTAL | 18-3 | 235/13.1 | 25-54 | .463 | 0-0 | .000 | 15-20 | .750 | 14 | 28 | 42 | 2.3 | 30 | 0 | 9 | 12 | 9 | 10 | 65 | 3.6 | |

at forward... a **six-eight** freshman... from Fort Wayne, **Indiana**... number **twelve**...

BRACHENHAZEN



@Brachen_ NEWS & NOTES »

- Pulled down a career-high five rebounds in only seven minutes against Sam Houston State.
- Tipped in his first points as a Razorback against Austin Peay off an offensive rebound.
- Saw his first action as a Razorback against Southern Illinois.
- Ranked the No. 7 player in the state of Indiana.
- No. 50 small forward in the 2016 class by 247Sports.
- Averaged 16.1 points, 9.3 rebounds, 2.6 assists, 1.4 steals and 1.8 blocks per game as a senior at Columbia City High School.

» GAME-BY-GAME STATS »

| Opponent | Date | gs | min | Total fg-fga | pct | 3-Pointers 3fg-fga | pct | Free throws ft-fa | pct | Rebounds off def tot | avg | pf | a | t/o | blk | stl | pts | avg |
|----------------------|----------|-----|-----|-----------------|------|-----------------------|------|----------------------|------|-------------------------|-----|----|-----|-----|-----|-----|-----|-----|
| FORT WAYNE | 11/11/16 | dnp | | - | - | - | - | - | - | - | - | - | - | - | - | - | - | - |
| SOUTHERN ILLINOIS | 11/14/16 | 8 | | 0-0 | .000 | 0-0 | .000 | 0-0 | .000 | 1 | 1 | 2 | 2.0 | 3 | 0 | 4 | 0 | 0 |
| UT ARLINGTON | 11/18/16 | dnp | | - | - | - | - | - | - | - | - | - | - | - | - | - | - | - |
| at Minnesota | 11/22/16 | 3 | | 0-0 | .000 | 0-0 | .000 | 0-0 | .000 | 0 | 0 | 0 | 1.0 | 0 | 0 | 0 | 0 | 0.0 |
| MOUNT ST. MARY'S | 11/28/16 | 1 | | 0-0 | .000 | 0-0 | .000 | 0-2 | .000 | 0 | 0 | 0 | 0.7 | 0 | 0 | 0 | 0 | 0.0 |
| STEPHEN F. AUSTIN | 12/01/16 | 2 | | 0-0 | .000 | 0-0 | .000 | 0-0 | .000 | 0 | 1 | 1 | 0.8 | 0 | 0 | 0 | 0 | 0.0 |
| AUSTIN PEAY | 12/03/16 | 9 | | 1-2 | .500 | 0-0 | .000 | 0-0 | .000 | 1 | 0 | 1 | 0.8 | 1 | 0 | 0 | 0 | 2.0 |
| HOUSTON | 12/06/16 | dnp | | - | - | - | - | - | - | - | - | - | - | - | - | - | - | - |
| NORTH FLORIDA | 12/10/16 | 1 | | 0-0 | .000 | 0-0 | .000 | 0-0 | .000 | 0 | 0 | 0 | 0.7 | 0 | 0 | 0 | 0 | 0.3 |
| vs Texas | 12/17/16 | dnp | | - | - | - | - | - | - | - | - | - | - | - | - | - | - | - |
| NORTH DAKOTA STATE | 12/20/16 | 1 | | 0-0 | .000 | 0-0 | .000 | 1-2 | .500 | 0 | 0 | 0 | 0.6 | 0 | 0 | 0 | 0 | 0.4 |
| vs Sam Houston State | 12/22/16 | 7 | | 0-2 | .000 | 0-1 | .000 | 0-0 | .000 | 0 | 5 | 5 | 1.1 | 1 | 1 | 0 | 0 | 0.4 |
| FLORIDA | 12/29/16 | dnp | | - | - | - | - | - | - | - | - | - | - | - | - | - | - | - |
| at Tennessee | 01/03/17 | dnp | | - | - | - | - | - | - | - | - | - | - | - | - | - | - | - |
| at Kentucky | 01/07/17 | 1 | | 0-0 | .000 | 0-0 | .000 | 0-0 | .000 | 0 | 0 | 0 | 1.0 | 0 | 0 | 0 | 0 | 0.3 |
| MISSISSIPPI STATE | 01/10/17 | dnp | | - | - | - | - | - | - | - | - | - | - | - | - | - | - | - |
| MISSOURI | 01/14/17 | 1 | | 0-0 | .000 | 0-0 | .000 | 0-0 | .000 | 0 | 1 | 1 | 1.0 | 0 | 0 | 0 | 0 | 0.3 |
| at Texas A&M | 01/17/17 | dnp | | - | - | - | - | - | - | - | - | - | - | - | - | - | - | - |
| Totals | | 0 | 34 | 1-4 | .250 | 0-1 | .000 | 1-4 | .250 | 2 | 8 | 10 | 1.0 | 5 | 1 | 4 | 0 | 3 |

Games played: 10
Minutes/game: 3.4
Points/game: 0.3
FG Pct: 25.0
3FG Pct: 0.0
FT Pct: 25.0

Rebounds/game: 1.0
Assists/game: 0.1
Turnovers/game: 0.4
Assist/turnover ratio: 0.3

» SEASON/CAREER HIGHS »

POINTS

Season: 2 vs. Austin Peay (12/3/16)
Career: 2 vs. Austin Peay (12/3/16)

FIELD GOALS

Season: 1 vs. Austin Peay (12/3/16)
Career: 1 vs. Austin Peay (12/3/16)

FIELD GOALS ATTEMPTED

Season: 2 (2x) last vs. Sam Houston State (12/22/16)
Career: 2 (2x) last vs. Sam Houston State (12/22/16)

3-POINT FIELD GOALS

Season: --
Career: --

3-POINT FG ATTEMPTS

Season: 1 vs. Sam Houston State (12/22/16)
Career: 1 vs. Sam Houston State (12/22/16)

FREE THROWS MADE

Season: 1 vs. North Dakota State (12/20/16)
Career: 1 vs. North Dakota State (12/20/16)

FREE THROWS ATTEMPTS

Season: 2 (2x) last vs. North Dakota State (12/20/16)
Career: 2 (2x) last vs. North Dakota State (12/20/16)

REBOUNDS

Season: 5 vs. Sam Houston State (12/22/16)
Career: 5 vs. Sam Houston State (12/22/16)

ASSISTS

Season: 1 vs. Sam Houston State (12/22/16)
Career: 1 vs. Sam Houston State (12/22/16)

STEALS

Season:
Career:

BLOCKS

Season:
Career:

MINUTES

Season: 9 vs. Austin Peay (12/3/16)
Career: 9 vs. Austin Peay (12/3/16)

» CAREER STATISTICS AT ARKANSAS »

| Season | gp-gs | min/avg | Total fg-fga | pct | 3-Point fg-fga | pct | F-Throws ft-fa | pct | Rebounds off def tot | avg | Scoring pf fo ast to blk stl | pts | avg |
|---------|-------|---------|-----------------|------|-------------------|------|-------------------|------|-------------------------|-----|---------------------------------|-----|-----|
| 2016-17 | 10-0 | 34/3.4 | 1-4 | .250 | 0-1 | .000 | 1-4 | .250 | 2 | 8 | 10 | 1.0 | 3 |
| TOTAL | 10-0 | 34/3.4 | 1-4 | .250 | 0-1 | .000 | 1-4 | .250 | 2 | 8 | 10 | 1.0 | 3 |

at forward... a **six-eight** redshirt junior... from Texarkana, **Texas**... number **thirteen**...

DUSTIN THOMAS



» @YehThatsMe_DT13 NEWS & NOTES »

- Has an assist in nine of the last 14 games.
- Has 5+ rebounds in eight games this season. Has 7 rebounds in three of the last six games.
- Pulled down seven first half rebounds against Sam Houston State, including two on the offensive end.
- Tied a career-high with four assists against Austin Peay.
- Scored nine first-half points against Mount St. Mary's to lead the team at the break.
- Sat out the season due to NCAA four-year transfer rules.
- Averaged 4.0 points and 2.5 rebounds per game over two years at Colorado.
- Scored a career high 17 points and three steals against Southern California his sophomore year.

» GAME-BY-GAME STATS »

| Opponent | Date | gs | min | Total | | 3-Pointers | | Free throws | | Rebounds | | | | pf | a | t/o | blk | stl | pts | avg |
|----------------------|----------|----|-----|--------|------|------------|-------|-------------|-------|----------|-----|-----|-----|----|----|-----|-----|-----|------|-----|
| | | | | fg-fga | pct | 3fg-fga | pct | ft-fa | pct | off | def | tot | avg | | | | | | | |
| FORT WAYNE | 11/11/16 | * | 18 | 4-6 | .667 | 0-0 | .000 | 2-3 | .667 | 1 | 5 | 6 | 6.0 | 5 | 0 | 3 | 0 | 10 | 10.0 | |
| SOUTHERN ILLINOIS | 11/14/16 | * | 18 | 1-3 | .333 | 0-0 | .000 | 0-0 | .000 | 1 | 0 | 1 | 3.5 | 1 | 4 | 0 | 1 | 2 | 6.0 | |
| UT ARLINGTON | 11/18/16 | * | 28 | 1-3 | .333 | 0-0 | .000 | 6-8 | .750 | 2 | 4 | 6 | 4.3 | 4 | 2 | 1 | 1 | 2 | 8 | 6.7 |
| at Minnesota | 11/22/16 | * | 12 | 1-5 | .200 | 0-0 | .000 | 3-4 | .750 | 1 | 1 | 2 | 3.8 | 4 | 0 | 1 | 0 | 0 | 5 | 6.3 |
| MOUNT ST. MARY'S | 11/28/16 | * | 23 | 6-7 | .857 | 1-1 | 1.000 | 0-0 | .000 | 1 | 4 | 5 | 4.0 | 3 | 1 | 0 | 1 | 13 | 7.6 | |
| STEPHEN F. AUSTIN | 12/01/16 | * | 21 | 4-8 | .500 | 0-0 | .000 | 1-2 | .500 | 2 | 0 | 2 | 3.7 | 2 | 1 | 2 | 0 | 9 | 7.8 | |
| AUSTIN PEAY | 12/03/16 | * | 16 | 3-6 | .500 | 0-1 | .000 | 1-2 | .500 | 0 | 3 | 3 | 3.6 | 2 | 4 | 1 | 0 | 7 | 7.7 | |
| HOUSTON | 12/06/16 | * | 23 | 4-7 | .571 | 0-0 | .000 | 3-4 | .750 | 2 | 3 | 5 | 3.8 | 4 | 3 | 1 | 1 | 11 | 8.1 | |
| NORTH FLORIDA | 12/10/16 | * | 22 | 2-5 | .400 | 0-0 | .000 | 4-4 | 1.000 | 2 | 6 | 8 | 4.2 | 1 | 3 | 1 | 0 | 8 | 8.1 | |
| vs Texas | 12/17/16 | * | 21 | 0-3 | .000 | 0-0 | .000 | 0-0 | .000 | 2 | 1 | 3 | 4.1 | 4 | 0 | 0 | 1 | 0 | 7.3 | |
| NORTH DAKOTA STATE | 12/20/16 | * | 13 | 2-6 | .333 | 0-0 | .000 | 2-2 | 1.000 | 2 | 0 | 2 | 3.9 | 4 | 0 | 0 | 0 | 6 | 7.2 | |
| vs Sam Houston State | 12/22/16 | * | 17 | 1-3 | .333 | 0-0 | .000 | 4-6 | .667 | 2 | 5 | 7 | 4.2 | 1 | 1 | 0 | 1 | 6 | 7.1 | |
| FLORIDA | 12/29/16 | * | 12 | 1-4 | .250 | 0-0 | .000 | 0-0 | .000 | 0 | 2 | 2 | 4.0 | 3 | 2 | 2 | 0 | 2 | 6.7 | |
| at Tennessee | 01/03/17 | 26 | 2-4 | .500 | 0-0 | .000 | 2-2 | 1.000 | 0 | 7 | 7 | 4.2 | 5 | 0 | 1 | 0 | 2 | 6 | 6.6 | |
| at Kentucky | 01/07/17 | 7 | 0-2 | .000 | 0-0 | .000 | 0-0 | .000 | 1 | 1 | 2 | 4.1 | 4 | 1 | 0 | 0 | 0 | 0 | 6.2 | |
| MISSISSIPPI STATE | 01/10/17 | 26 | 2-4 | .500 | 0-0 | .000 | 4-8 | .500 | 4 | 3 | 7 | 4.3 | 1 | 0 | 1 | 0 | 1 | 8 | 6.3 | |
| MISSOURI | 01/14/17 | * | 18 | 1-3 | .333 | 0-0 | .000 | 1-2 | .500 | 0 | 2 | 2 | 4.1 | 4 | 0 | 1 | 0 | 3 | 6.1 | |
| at Texas A&M | 01/17/17 | * | 19 | 2-4 | .500 | 0-0 | .000 | 0-0 | .000 | 0 | 2 | 2 | 4.0 | 3 | 2 | 1 | 0 | 4 | 6.0 | |
| Totals | | 15 | 340 | 37-83 | .446 | 1-2 | .500 | 33-47 | .702 | 23 | 49 | 72 | 4.0 | 55 | 24 | 16 | 3 | 8 | 108 | 6.0 |

Games played: 18
Minutes/game: 18.9
Points/game: 6.0
FG Pct: 44.6
3FG Pct: 50.0
FT Pct: 70.2

Rebounds/game: 4.0
Assists/game: 1.3
Turnovers/game: 0.9
Assist/turnover ratio: 1.5
Steals/game: 0.4
Blocks/game: 0.2

» SEASON/CAREER HIGHS »

POINTS

Season: 13 vs. Mount St. Mary's (11/28/16)

Career: 17 vs. USC (01/04/15)^

FIELD GOALS

Season: 6 vs. Mount St. Mary's (11/28/16)

Career: 6 vs. Mount St. Mary's (11/28/16)

FIELD GOALS ATTEMPTED

Season: 8 vs. Stephen F. Austin (12/1/16)

Career: 8 (2x) last vs. Stephen F. Austin (12/1/16)

3-POINT FIELD GOALS

Season: 1 vs. Mount St. Mary's (11/28/16)

Career: 3 vs. USC (Jan. 4, 2015)^

3-POINT FG ATTEMPTS

Season: 1 (2x) last vs. Austin Peay (12/3/16)

Career: 3 (3x) last vs. USC (01/04/15)^

FREE THROWS MADE

Season: 6 vs. UT Arlington (11/18/16)

Career: 6 vs. UT Arlington (11/18/16)

FREE THROWS ATTEMPTS

Season: 8 (2x) last vs. Mississippi State (1/10/17)

Career: 8 (3x) last vs. Mississippi State (1/10/17)

REBOUNDS

Season: 8 vs. North Florida (12/10/16)

Career: 8 vs. North Florida (12/10/16)

ASSISTS

Season: 4 (2x) last vs. Austin Peay (12/3/16)

Career: 4 (2x) last vs. Southern Illinois (11/14/16)

STEALS

Season: 2 (2x) last at Tennessee (1/3/17)

Career: 3 vs. USC (01/04/15)^

BLOCKS

Season: 1 (3x) last vs. Texas (12/17/16)

Career: 2 (2x) last vs. California (02/12/15)^

MINUTES

Season: 28 vs. UT Arlington (11/18/16)

Career: 30 at UCLA (01/31/15)^

^ - at Colorado

» CAREER STATISTICS AT ARKANSAS »

| | | | Total | | 3-Point | | F-Throws | | Rebounds | | | | | | | | | | | Scoring | |
|---------|-------|----------|--------|------|---------|------|----------|------|----------|-----|-----|-----|----|----|-----|----|-----|-----|-----|---------|--|
| Season | gp-gs | min/avg | fg-fga | pct | fg-fga | pct | ft-fa | pct | off | def | tot | avg | pf | fo | ast | to | blk | stl | pts | avg | |
| 2016-17 | 18-15 | 340/18.9 | 37-83 | .446 | 1-2 | .500 | 33-47 | .702 | 23 | 49 | 72 | 4.0 | 55 | 2 | 24 | 16 | 3 | 8 | 108 | 6.0 | |
| TOTAL | 18-15 | 340/18.9 | 37-83 | .446 | 1-2 | .500 | 33-47 | .702 | 23 | 49 | 72 | 4.0 | 55 | 2 | 24 | 16 | 3 | 8 | 108 | 6.0 | |

at guard... a **six-three** senior... from Fayetteville, **Arkansas**... number **twenty-one**...

MANNY WATKINS



» @ManualeWatkins NEWS & NOTES »

- Was 0-of-8 from behind the arc in his first 92 games as a Razorback. He is 4-of-7 in the last two games after sinking all three attempts on the road at Texas A&M on Tuesday.
- Has 11 turnovers in 398 minutes of action. Averaging one turnover per 36.18 minutes of action.
- Leads the team with 25 steals on the year.
- The 6-3 guard is second on the team in rebounding at 4.1 per game.
- After having six double-digit scoring efforts in his first 76 games, he opened the 2016-17 campaign with a 10-point effort against Fort Wayne.
- Son of Associate Head Coach Melvin Watkins.
- Averaged 5.1 points and 3.0 rebounds per game as a junior.

» GAME-BY-GAME STATS »

| Opponent | Date | gs | min | Total | | 3-Pointers | | Free throws | | Rebounds | | | | | | | | | | |
|----------------------|----------|----|-----|--------|-------|------------|-------|-------------|-------|----------|-----|-----|-----|----|----|-----|-----|-----|-----|------|
| | | | | fg-fga | pct | 3fg-fga | pct | ft-fta | pct | off | def | tot | avg | pf | a | t/o | blk | stl | pts | avg |
| FORT WAYNE | 11/11/16 | | 27 | 5-6 | .833 | 0-0 | .000 | 0-0 | .000 | 0 | 3 | 3 | 3.0 | 2 | 2 | 0 | 0 | 0 | 10 | 10.0 |
| SOUTHERN ILLINOIS | 11/14/16 | | 21 | 2-5 | .400 | 0-0 | .000 | 0-0 | .000 | 2 | 1 | 3 | 3.0 | 2 | 4 | 0 | 0 | 1 | 4 | 7.0 |
| UT ARLINGTON | 11/18/16 | | 20 | 3-5 | .600 | 0-0 | .000 | 1-1 | 1.000 | 1 | 2 | 3 | 3.0 | 0 | 1 | 0 | 0 | 1 | 7 | 7.0 |
| at Minnesota | 11/22/16 | | 22 | 2-6 | .333 | 0-0 | .000 | 0-0 | .000 | 2 | 2 | 4 | 3.3 | 3 | 1 | 1 | 0 | 3 | 4 | 6.3 |
| MOUNT ST. MARY'S | 11/28/16 | * | 22 | 4-6 | .667 | 0-0 | .000 | 0-0 | .000 | 2 | 4 | 6 | 3.8 | 0 | 4 | 0 | 2 | 8 | 6.6 | |
| STEPHEN F. AUSTIN | 12/01/16 | * | 21 | 4-7 | .571 | 0-0 | .000 | 0-0 | .000 | 1 | 6 | 7 | 4.3 | 2 | 1 | 1 | 0 | 2 | 8 | 6.8 |
| AUSTIN PEAY | 12/03/16 | * | 16 | 1-2 | .500 | 0-0 | .000 | 2-2 | 1.000 | 0 | 1 | 1 | 3.9 | 0 | 3 | 0 | 0 | 1 | 4 | 6.4 |
| HOUSTON | 12/06/16 | * | 27 | 2-6 | .333 | 0-0 | .000 | 2-2 | 1.000 | 1 | 6 | 7 | 4.3 | 1 | 4 | 0 | 1 | 6 | 6.4 | |
| NORTH FLORIDA | 12/10/16 | * | 22 | 2-6 | .333 | 0-0 | .000 | 3-4 | .750 | 2 | 2 | 4 | 4.2 | 2 | 4 | 2 | 0 | 3 | 7 | 6.4 |
| vs Texas | 12/17/16 | * | 20 | 3-4 | .750 | 0-0 | .000 | 0-0 | .000 | 1 | 3 | 4 | 4.2 | 2 | 0 | 1 | 0 | 1 | 6 | 6.4 |
| NORTH DAKOTA STATE | 12/20/16 | * | 25 | 1-2 | .500 | 0-0 | .000 | 2-2 | 1.000 | 0 | 6 | 6 | 4.4 | 1 | 2 | 1 | 0 | 3 | 4 | 6.2 |
| vs Sam Houston State | 12/22/16 | * | 16 | 1-1 | 1.000 | 0-0 | .000 | 0-1 | .000 | 0 | 2 | 2 | 4.2 | 2 | 1 | 1 | 0 | 2 | 5.8 | |
| FLORIDA | 12/29/16 | * | 23 | 2-5 | .400 | 0-0 | .000 | 0-0 | .000 | 3 | 3 | 6 | 4.3 | 2 | 2 | 0 | 0 | 4 | 5.7 | |
| at Tennessee | 01/03/17 | * | 21 | 4-6 | .667 | 0-0 | .000 | 0-2 | .000 | 1 | 2 | 3 | 4.2 | 1 | 0 | 1 | 0 | 8 | 5.9 | |
| at Kentucky | 01/07/17 | * | 32 | 4-6 | .667 | 0-0 | .000 | 0-0 | .000 | 1 | 6 | 7 | 4.4 | 3 | 1 | 0 | 0 | 8 | 6.0 | |
| MISSISSIPPI STATE | 01/10/17 | * | 18 | 1-2 | .500 | 0-0 | .000 | 0-0 | .000 | 0 | 0 | 0 | 4.1 | 1 | 2 | 1 | 0 | 2 | 5.8 | |
| MISSOURI | 01/14/17 | | 22 | 3-6 | .500 | 1-4 | .250 | 1-2 | .500 | 1 | 1 | 2 | 4.0 | 3 | 1 | 0 | 0 | 8 | 5.9 | |
| at Texas A&M | 01/17/17 | | 23 | 3-5 | .600 | 3-3 | 1.000 | 0-0 | .000 | 1 | 5 | 6 | 4.1 | 2 | 2 | 2 | 0 | 3 | 9 | 6.1 |
| Totals | | 12 | 398 | 47-86 | .547 | 4-7 | .571 | 11-16 | .688 | 19 | 55 | 74 | 4.1 | 29 | 35 | 11 | 0 | 25 | 109 | 6.1 |

Games played: 18
Minutes/game: 22.1
Points/game: 6.1
FG Pct: 54.7
3FG Pct: 57.1
FT Pct: 68.8

Rebounds/game: 4.1
Assists/game: 1.9
Turnovers/game: 0.6
Assist/turnover ratio: 3.2
Steals/game: 1.4

» SEASON/CAREER HIGHS »

POINTS

Season: 10 vs. Fort Wayne (11/11/16)
Career: 14 (2x) last at Wake Forest (12/04/15)

FIELD GOALS

Season: 5 vs. Fort Wayne (11/11/16)
Career: 6 at Wake Forest (12/04/15)

FIELD GOALS ATTEMPTED

Season: 7 vs. Stephen F. Austin (12/1/16)
Career: 10 at Texas A&M (01/02/16)

3-POINT FIELD GOALS

Season: 3 at Texas A&M (1/17/17)
Career: 3 at Texas A&M (1/17/17)

3-POINT FG ATTEMPTS

Season: 4 vs. Missouri (1/14/17)
Career: 4 vs. Missouri (1/14/17)

FREE THROWS MADE

Season: 3 vs. North Florida (12/10/16)
Career: 4 vs. Charleston Southern (11/20/15)

FREE THROWS ATTEMPTS

Season: 4 vs. North Florida (12/10/16)
Career: 4 (7x) last vs. North Florida (12/10/16)

REBOUNDS

Season: 7 (3x) last at No. 6 Kentucky (1/7/17)
Career: 9 vs. Northwestern State (12/01/15)

ASSISTS

Season: 4 (4x) last vs. North Florida (12/10/16)
Career: 5 (2x) last vs. Northwestern State (12/01/15)

STEALS

Season: 3 (4x) last at Texas A&M (1/17/17)
Career: 5 vs. Wake Forest (11/19/14)

BLOCKS

Season: --
Career: 1 (3x) last vs. Auburn (02/17/16)

MINUTES

Season: 32 at No. 6 Kentucky (1/7/17)
Career: 36 at Dayton (12/30/15)

» CAREER STATISTICS AT ARKANSAS »

| Season | gp-gs | min/avg | Total fg-fga | pct | 3-Point fg-fga | pct | F-Throws ft-fa | pct | Rebounds off def tot | avg | pf | fo | ast | to | blk | stl | Scoring pts | avg |
|---------|-------|-----------|-----------------|------|-------------------|------|-------------------|------|-------------------------|-----|-----|-----|-----|----|-----|-----|----------------|-----|
| 2013-14 | 8-0 | 27/3.4 | 2-3 | .667 | 0-0 | .000 | 1-2 | .500 | 1 | 3 | 4 | 0.5 | 2 | 0 | 1 | 2 | 5 | 0.6 |
| 2014-15 | 36-0 | 502/13.9 | 38-68 | .559 | 0-7 | .000 | 17-24 | .708 | 17 | 56 | 73 | 2.0 | 54 | 0 | 39 | 28 | 93 | 2.6 |
| 2015-16 | 32-9 | 629/19.7 | 69-145 | .476 | 0-1 | .000 | 25-46 | .543 | 29 | 67 | 96 | 3.0 | 55 | 1 | 66 | 24 | 163 | 5.1 |
| 2016-17 | 18-12 | 398/22.1 | 47-86 | .547 | 4-7 | .571 | 11-16 | .688 | 19 | 55 | 74 | 4.1 | 29 | 0 | 35 | 11 | 109 | 6.1 |
| TOTAL | 94-21 | 1556/16.6 | 156-302 | .517 | 4-15 | .267 | 54-88 | .614 | 66 | 181 | 247 | 2.6 | 140 | 1 | 141 | 65 | 370 | 3.9 |

at guard... a six-five freshman... from Birmingham, Alabama... number twenty-three...

C.J. JONES



@CJ_Jones2 NEWS & NOTES »

- Hit a career-high three 3-pointers against Austin Peay, tying a career-high with 11 points. Also swatted three shots in the 99-62 victory.
- Saw his first action in the Southern Illinois game, scoring 11 points on 2-of-4 shooting from behind the arc, 3-of-5 from the field.
- His first two baskets as a Razorback were a wide open 3-pointer 33 seconds after subbing in, followed by an alley-oop dunk from Anton Beard shortly after.
- Sat out the season opener due to an injury (sprained knee).
- Ranked as the No. 6 player in the state of Alabama.
- Led his high school team in scoring his final two seasons.
- Averaged 28 points, 6 rebounds, 4 assists and 3 steals per game as a senior.

» GAME-BY-GAME STATS »

| Opponent | Date | gs | min | Total | | 3-Pointers | | Free throws | | Rebounds | | | | pf | a | t/o | blk | stl | pts | avg |
|----------------------|----------|----|-----|--------|-------|------------|-------|-------------|-------|----------|-----|-----|-----|----|---|-----|-----|-----|------|-----|
| | | | | fg-fga | pct | 3fg-fga | pct | ft-fa | pct | off | def | tot | avg | | | | | | | |
| FORT WAYNE | 11/11/16 | | dnp | | | | | | | | | | | | | | | | | |
| SOUTHERN ILLINOIS | 11/14/16 | 17 | | 3-5 | .600 | 2-4 | .500 | 3-3 | 1.000 | 0 | 2 | 2 | 2.0 | 2 | 0 | 0 | 0 | 11 | 11.0 | |
| UT ARLINGTON | 11/18/16 | | dnp | | | | | | | | | | | | | | | | | |
| at Minnesota | 11/22/16 | 4 | | 0-0 | .000 | 0-0 | .000 | 0-0 | .000 | 0 | 0 | 0 | 1.0 | 1 | 0 | 1 | 0 | 0 | 5.5 | |
| MOUNT ST. MARY'S | 11/28/16 | 14 | | 1-4 | .250 | 1-3 | .333 | 2-2 | 1.000 | 0 | 1 | 1 | 1.0 | 1 | 1 | 1 | 0 | 5 | 5.3 | |
| STEPHEN F. AUSTIN | 12/01/16 | 11 | | 2-5 | .400 | 2-2 | 1.000 | 0-0 | .000 | 0 | 1 | 1 | 1.0 | 1 | 1 | 1 | 1 | 0 | 6 | 5.5 |
| AUSTIN PEAY | 12/03/16 | 15 | | 4-6 | .667 | 3-4 | .750 | 0-0 | .000 | 0 | 0 | 0 | 0.8 | 2 | 2 | 0 | 3 | 0 | 11 | 6.6 |
| HOUSTON | 12/06/16 | 7 | | 1-2 | .500 | 1-2 | .500 | 0-0 | .000 | 0 | 2 | 2 | 1.0 | 1 | 1 | 0 | 0 | 3 | 6.0 | |
| NORTH FLORIDA | 12/10/16 | 5 | | 0-1 | .000 | 0-1 | .000 | 0-0 | .000 | 0 | 1 | 1 | 1.0 | 0 | 1 | 0 | 0 | 0 | 5.1 | |
| vs Texas | 12/17/16 | | dnp | | | | | | | | | | | | | | | | | |
| NORTH DAKOTA STATE | 12/20/16 | 11 | | 0-0 | .000 | 0-0 | .000 | 0-0 | .000 | 0 | 2 | 2 | 1.1 | 0 | 0 | 0 | 1 | 0 | 4.5 | |
| vs Sam Houston State | 12/22/16 | 14 | | 3-5 | .600 | 1-2 | .500 | 0-2 | .000 | 0 | 1 | 1 | 1.1 | 1 | 0 | 0 | 0 | 7 | 4.8 | |
| FLORIDA | 12/29/16 | | dnp | | | | | | | | | | | | | | | | | |
| at Tennessee | 01/03/17 | | dnp | | | | | | | | | | | | | | | | | |
| at Kentucky | 01/07/17 | 1 | | 0-0 | .000 | 0-0 | .000 | 0-0 | .000 | 0 | 0 | 0 | 1.0 | 0 | 0 | 0 | 0 | 0 | 4.3 | |
| MISSISSIPPI STATE | 01/10/17 | 5 | | 0-1 | .000 | 0-1 | .000 | 0-0 | .000 | 0 | 0 | 0 | 0.9 | 0 | 0 | 0 | 0 | 0 | 3.9 | |
| MISSOURI | 01/14/17 | 5 | | 2-2 | 1.000 | 2-2 | 1.000 | 0-0 | .000 | 0 | 1 | 1 | 0.9 | 1 | 0 | 0 | 0 | 1 | 6 | 4.1 |
| at Texas A&M | 01/17/17 | | dnp | | | | | | | | | | | | | | | | | |
| Totals | | 0 | 109 | 16-31 | .516 | 12-21 | .571 | 5-7 | .714 | 0 | 11 | 11 | 0.9 | 10 | 6 | 3 | 5 | 1 | 49 | 4.1 |

Games played: 12
Minutes/game: 9.1
Points/game: 4.1
FG Pct: 51.6
3FG Pct: 57.1
FT Pct: 71.4

Rebounds/game: 0.9
Assists/game: 0.5
Turnovers/game: 0.3
Assist/turnover ratio: 2.0
Steals/game: 0.1
Blocks/game: 0.4

» SEASON/CAREER HIGHS »

POINTS

Season: 11 (2x) last vs. Austin Peay (12/3/16)
Career: 11 (2x) last vs. Austin Peay (12/3/16)

FIELD GOALS

Season: 4 vs. Austin Peay (12/3/16)
Career: 4 vs. Austin Peay (12/3/16)

FIELD GOALS ATTEMPTED

Season: 6 vs. Austin Peay (12/3/16)
Career: 6 vs. Austin Peay (12/3/16)

3-POINT FIELD GOALS

Season: 3 vs. Austin Peay (12/3/16)
Career: 3 vs. Austin Peay (12/3/16)

3-POINT FG ATTEMPTS

Season: 4 (2x) last vs. Austin Peay (12/3/16)
Career: 4 (2x) last vs. Austin Peay (12/3/16)

FREE THROWS MADE

Season: 3 vs. Southern Illinois (11/14/16)
Career: 3 vs. Southern Illinois (11/14/16)

FREE THROWS ATTEMPTS

Season: 3 vs. Southern Illinois (11/14/16)
Career: 3 vs. Southern Illinois (11/14/16)

REBOUNDS

Season: 2 (3x) last vs. North Dakota State (12/20/16)
Career: 2 (3x) last vs. North Dakota State (12/20/16)

ASSISTS

Season: 2 vs. Austin Peay (12/3/16)
Career: 2 vs. Austin Peay (12/3/16)

STEALS

Season: 1 vs. Missouri (1/14/17)
Career: 1 vs. Missouri (1/14/17)

BLOCKS

Season: 3 vs. Austin Peay (12/3/16)
Career: 3 vs. Austin Peay (12/3/16)

MINUTES

Season: 17 vs. Southern Illinois (11/14/16)
Career: 17 vs. Southern Illinois (11/14/16)

» CAREER STATISTICS AT ARKANSAS »

| | | | Total | | 3-Point | | F-Throws | | Rebounds | | | | | | | | | | | Scoring | |
|---------|-------|---------|--------|------|---------|------|----------|------|----------|-----|-----|-----|----|----|-----|----|-----|-----|-----|---------|--|
| Season | gp-gs | min/avg | fg-fga | pct | fg-fga | pct | ft-fa | pct | off | def | tot | avg | pf | fo | ast | to | blk | stl | pts | avg | |
| 2016-17 | 12-0 | 109/9.1 | 16-31 | .516 | 12-21 | .571 | 5-7 | .714 | 0 | 11 | 11 | 0.9 | 10 | 0 | 6 | 3 | 5 | 1 | 49 | 4.1 | |
| TOTAL | 12-0 | 109/9.1 | 16-31 | .516 | 12-21 | .571 | 5-7 | .714 | 0 | 11 | 11 | 0.9 | 10 | 0 | 6 | 3 | 5 | 1 | 49 | 4.1 | |

at guard... a **six-foot** junior... from North Little Rock, **Arkansas**... number **thirty one**...

ANTON BEARD



» @AntonBeard31 NEWS & NOTES »

- Tied a season-high with 16 points at Tennessee, shooting 6-of-8 from the field, 4-of-5 from the free throw line.
- Scored in double-figures in six of the last eight games.
- Recorded 16 points against Sam Houston State in his hometown of North Little Rock on Dec. 22.
- The six-foot junior has brought down multiple rebounds in 11 of the last 16 games and 3+ rebounds in eight games.
- Has an offensive board in 12 of the last 17 games is third on the team with 21 this season.
- Scored 12 points in the second half against UT Arlington.
- Recorded a career-high six assists in the victory over Southern Illinois.
- Five of his seven double-digit efforts last season came against SEC opponents.
- Scored a career high 18 points at Georgia (1/23/16) last season on 5 of 9 shooting from the field.

» GAME-BY-GAME STATS »

| Opponent | Date | gs | min | Total | | 3-Pointers | | Free throws | | Rebounds | | | | pf | a | t/o | blk | stl | pts | avg |
|----------------------|----------|------|-----|--------|------|------------|------|-------------|------|----------|-----|-----|-----|----|----|-----|-----|-----|------|-----|
| | | | | fg-fga | pct | 3fg-fga | pct | ft-fa | pct | off | def | tot | avg | | | | | | | |
| FORT WAYNE | 11/11/16 | 16 | 4-6 | .667 | 2-3 | .667 | 2-3 | .667 | 0 | 1 | 1 | 1.0 | 4 | 3 | 0 | 0 | 2 | 12 | 12.0 | |
| SOUTHERN ILLINOIS | 11/14/16 | 17 | 2-6 | .333 | 1-4 | .250 | 0-0 | .000 | 1 | 0 | 1 | 1.0 | 1 | 6 | 1 | 0 | 1 | 5 | 8.5 | |
| UT ARLINGTON | 11/18/16 | 18 | 4-8 | .500 | 2-3 | .667 | 2-2 | 1.000 | 1 | 5 | 6 | 2.7 | 2 | 2 | 0 | 0 | 0 | 12 | 9.7 | |
| at Minnesota | 11/22/16 | 20 | 2-6 | .333 | 0-1 | .000 | 0-0 | .000 | 5 | 0 | 5 | 3.3 | 1 | 2 | 1 | 0 | 0 | 4 | 8.3 | |
| MOUNT ST. MARY'S | 11/28/16 | * 23 | 4-8 | .500 | 2-3 | .667 | 1-2 | .500 | 3 | 1 | 4 | 3.4 | 0 | 3 | 1 | 0 | 0 | 11 | 8.8 | |
| STEPHEN F. AUSTIN | 12/01/16 | * 23 | 2-5 | .400 | 0-2 | .000 | 5-6 | .833 | 1 | 2 | 3 | 3.3 | 3 | 3 | 2 | 0 | 4 | 9 | 8.8 | |
| AUSTIN PEAY | 12/03/16 | 17 | 2-9 | .222 | 1-4 | .250 | 2-2 | 1.000 | 2 | 2 | 4 | 3.4 | 2 | 4 | 1 | 0 | 1 | 7 | 8.6 | |
| HOUSTON | 12/06/16 | 24 | 3-6 | .500 | 0-2 | .000 | 3-5 | .600 | 1 | 1 | 2 | 3.3 | 2 | 1 | 1 | 0 | 2 | 9 | 8.6 | |
| NORTH FLORIDA | 12/10/16 | 20 | 3-8 | .375 | 0-3 | .000 | 0-0 | .000 | 0 | 0 | 0 | 2.9 | 0 | 2 | 1 | 0 | 1 | 6 | 8.3 | |
| vs Texas | 12/17/16 | 23 | 2-9 | .222 | 0-2 | .000 | 2-2 | 1.000 | 2 | 3 | 5 | 3.1 | 3 | 2 | 2 | 0 | 0 | 6 | 8.1 | |
| NORTH DAKOTA STATE | 12/20/16 | 24 | 3-7 | .429 | 3-6 | .500 | 2-2 | 1.000 | 0 | 1 | 1 | 2.9 | 3 | 0 | 2 | 0 | 0 | 11 | 8.4 | |
| vs Sam Houston State | 12/22/16 | 18 | 4-6 | .667 | 2-3 | .667 | 6-8 | .750 | 2 | 1 | 3 | 2.9 | 1 | 1 | 0 | 0 | 0 | 16 | 9.0 | |
| FLORIDA | 12/29/16 | 24 | 3-5 | .600 | 1-2 | .500 | 3-3 | 1.000 | 0 | 0 | 0 | 2.7 | 2 | 1 | 2 | 0 | 2 | 10 | 9.1 | |
| at Tennessee | 01/03/17 | 25 | 6-8 | .750 | 0-0 | .000 | 4-5 | .800 | 1 | 2 | 3 | 2.7 | 2 | 2 | 1 | 0 | 1 | 16 | 9.6 | |
| at Kentucky | 01/07/17 | 22 | 1-7 | .143 | 0-2 | .000 | 2-5 | .400 | 0 | 0 | 0 | 2.5 | 4 | 1 | 0 | 0 | 4 | 9.2 | | |
| MISSISSIPPI STATE | 01/10/17 | 26 | 4-9 | .444 | 2-4 | .500 | 1-1 | 1.000 | 1 | 1 | 2 | 2.5 | 2 | 2 | 0 | 0 | 2 | 11 | 9.3 | |
| MISSOURI | 01/14/17 | * 27 | 3-5 | .600 | 1-2 | .500 | 4-4 | 1.000 | 0 | 2 | 2 | 2.5 | 5 | 3 | 4 | 0 | 1 | 11 | 9.4 | |
| at Texas A&M | 01/17/17 | * 21 | 1-3 | .333 | 0-1 | .000 | 0-0 | .000 | 1 | 0 | 1 | 2.4 | 1 | 0 | 2 | 0 | 1 | 2 | 9.0 | |
| Totals | | 4 | 388 | 53-121 | .438 | 17-47 | .362 | 39-50 | .780 | 21 | 22 | 43 | 2.4 | 38 | 38 | 21 | 0 | 18 | 162 | 9.0 |

Games played: 18
Minutes/game: 21.6
Points/game: 9.0
FG Pct: 43.8
3FG Pct: 36.2
FT Pct: 78.0

Rebounds/game: 2.4
Assists/game: 2.1
Turnovers/game: 1.2
Assist/turnover ratio: 1.8
Steals/game: 1.0

» SEASON/CAREER HIGHS »

POINTS

Season: 16 (2x) last at Tennessee (1/3/17)
Career: 18 at Georgia (1/23/16)

FIELD GOALS

Season: 6 at Tennessee (1/3/17)
Career: 6 at Tennessee (1/3/17)

FIELD GOALS ATTEMPTED

Season: 9 (3x) last vs. Mississippi State (1/10/17)
Career: 13 at Dayton (12/30/15)

3-POINT FIELD GOALS

Season: 3 vs. North Dakota State (12/20/16)
Career: 4 at Ole Miss (Feb. 14, 2015)

3-POINT FG ATTEMPTS

Season: 6 vs. North Dakota State (12/20/16)
Career: 7 at Dayton (12/30/15)

FREE THROWS MADE

Season: 6 vs. Sam Houston State (12/22/16)
Career: 7 at Georgia (1/23/16)

FREE THROWS ATTEMPTS

Season: 8 vs. Sam Houston State (12/22/16)
Career: 9 at Georgia (1/23/16)

REBOUNDS

Season: 6 vs. UT Arlington (11/18/16)
Career: 7 vs. Delaware State (11/21/15)

ASSISTS

Season: 6 vs. Southern Illinois (11/14/16)
Career: 6 vs. Southern Illinois (11/14/16)

STEALS

Season: 4 vs. Stephen F. Austin (12/1/16)
Career: 5 vs. Milwaukee (12/22/14)

BLOCKS

Season: --
Career: 1 at Missouri (1/12/16)

MINUTES

Season: 27 vs. Missouri (1/14/17)
Career: 33 vs. Tennessee (3/13/15)

» CAREER STATISTICS AT ARKANSAS »

| | | | Total | | 3-Point | | F-Throws | | Rebounds | | | | | | | | | | Scoring | |
|---------|-------|-----------|---------|------|---------|------|----------|------|----------|-----|-----|-----|-----|----|-----|----|-----|-----|---------|-----|
| Season | gp-gs | min/avg | fg-fga | pct | fg-fga | pct | ft-fa | pct | off | def | tot | avg | pf | fo | ast | to | blk | stl | pts | avg |
| 2014-15 | 35-16 | 662/18.9 | 66-172 | .384 | 31-88 | .352 | 35-55 | .636 | 31 | 36 | 67 | 1.9 | 84 | 4 | 53 | 32 | 0 | 35 | 198 | 5.7 |
| 2015-16 | 23-1 | 481/20.9 | 57-164 | .348 | 19-66 | .288 | 27-42 | .643 | 13 | 40 | 53 | 2.3 | 53 | 2 | 41 | 17 | 2 | 24 | 160 | 7.0 |
| 2016-17 | 18-4 | 388/21.6 | 53-121 | .438 | 17-47 | .362 | 39-50 | .780 | 21 | 22 | 43 | 2.4 | 38 | 1 | 38 | 21 | 0 | 18 | 162 | 9.0 |
| TOTAL | 76-21 | 1531/20.1 | 176-457 | .385 | 67-201 | .333 | 101-147 | .687 | 65 | 98 | 163 | 2.1 | 175 | 7 | 132 | 70 | 2 | 77 | 520 | 6.8 |

at forward... a six-ten senior... from Abuja, Nigeria... number thirty-three...

MOSES KINGSLEY



@KingMoses_ NEWS & NOTES »

- Is 23 points shy of becoming the 40th player in school history to hit the century mark in career scoring.
- Is shooting 57.1 percent (4-7) from deep this season, making a trey in three of the last four games.
- Is T-19th in the country with three games of 5-plus blocks and T-5th with 10 games of 3+ blocks.
- The SEC's active leader in career blocked shots (211), Kingsley leads the SEC this season and ranks t-15th in the country with 2.67 blocks per game.
- Is currently second in the SEC in career double-doubles with 20.
- Third on the team in scoring at 11.7 points per game.
- Has 12 games this season with multiple blocks, three with five or more swats.
- Has 3+ blocks in 11 games this season, including four of last seven.
- Is one of two players (Oliver Miller) in program history to reach 900 points, 600 rebounds and 200 blocks.
- Finished one rebound, one point and three blocks away from his first triple-double in the season opener.
- Preseason SEC Player of the Year (Media). Third in school history (Ronnie Brewer/Joe Johnson).
- Preseason first team All-SEC (Coaches).
- On watch lists for the Wooden Award, Naismith Trophy, Kareem Abdul-Jabbar Award and Lute Olson Award.

» GAME-BY-GAME STATS »

| Opponent | Date | gs | min | Total | | 3-Pointers | | Free throws | | Rebounds | | pf | a | t/o | blk | stl | pts | avg | | | |
|----------------------|----------|----|-----|--------|--------|------------|-------|-------------|-------|----------|-----|-----|-----|-----|-----|-----|-----|------|----|-----|------|
| | | | | fg-fga | pct | 3fg-fga | pct | ft-fga | pct | off | def | | | | | | | | | | |
| FORT WAYNE | 11/11/16 | * | 28 | 4-9 | .444 | 0-0 | .000 | 1-2 | .500 | 3 | 6 | 9 | 9.0 | 4 | 3 | 0 | 7 | 9.0 | | | |
| SOUTHERN ILLINOIS | 11/14/16 | * | 22 | 4-10 | .400 | 0-1 | .000 | 7-7 | 1.000 | 1 | 6 | 7 | 8.0 | 1 | 0 | 1 | 5 | 15.0 | | | |
| UT ARLINGTON | 11/18/16 | * | 30 | 2-5 | .400 | 0-0 | .000 | 1-2 | .500 | 1 | 2 | 3 | 6.3 | 4 | 1 | 3 | 4 | 5.9 | | | |
| at Minnesota | 11/22/16 | * | 27 | 3-8 | .375 | 0-0 | .000 | 4-5 | .800 | 2 | 8 | 10 | 7.3 | 5 | 0 | 2 | 3 | 10.9 | | | |
| MOUNT ST. MARY'S | 11/28/16 | * | 26 | 3-8 | .375 | 0-0 | .000 | 3-6 | .500 | 5 | 8 | 13 | 8.4 | 3 | 4 | 3 | 1 | 9.6 | | | |
| STEPHEN F. AUSTIN | 12/01/16 | * | 29 | 4-5 | .800 | 0-0 | .000 | 4-5 | .800 | 1 | 5 | 6 | 8.0 | 2 | 2 | 1 | 0 | 12.0 | | | |
| AUSTIN PEAY | 12/03/16 | * | 22 | 4-7 | .571 | 1-1 | 1.000 | 4-4 | 1.000 | 3 | 4 | 7 | 7.9 | 3 | 5 | 4 | 3 | 10.4 | | | |
| HOUSTON | 12/06/16 | * | 27 | 6-9 | .667 | 0-0 | .000 | 2-3 | .667 | 4 | 5 | 9 | 8.0 | 2 | 1 | 3 | 2 | 14.0 | | | |
| NORTH FLORIDA | 12/10/16 | * | 26 | 5-7 | .714 | 0-0 | .000 | 3-4 | .750 | 2 | 8 | 10 | 8.2 | 4 | 1 | 3 | 1 | 13.1 | | | |
| vs Texas | 12/17/16 | * | 32 | 2-8 | .250 | 0-0 | .000 | 3-3 | 1.000 | 1 | 9 | 10 | 8.4 | 1 | 0 | 2 | 5 | 7.0 | | | |
| NORTH DAKOTA STATE | 12/20/16 | * | 27 | 4-10 | .400 | 0-1 | .000 | 3-3 | 1.000 | 1 | 7 | 8 | 8.4 | 3 | 0 | 2 | 1 | 10.7 | | | |
| vs Sam Houston State | 12/22/16 | * | 23 | 5-9 | .556 | 0-0 | .000 | 7-9 | .778 | 3 | 4 | 7 | 8.3 | 1 | 2 | 1 | 3 | 17.3 | | | |
| FLORIDA | 12/29/16 | * | 32 | 5-15 | .333 | 0-0 | .000 | 3-6 | .500 | 5 | 9 | 14 | 8.7 | 3 | 1 | 3 | 4 | 13.4 | | | |
| at Tennessee | 01/03/17 | * | 31 | 3-10 | .300 | 0-0 | .000 | 1-5 | .200 | 0 | 10 | 10 | 8.8 | 1 | 3 | 1 | 3 | 7.1 | | | |
| at Kentucky | 01/07/17 | * | 33 | 4-8 | .500 | 1-1 | 1.000 | 5-5 | 1.000 | 1 | 6 | 7 | 8.7 | 4 | 2 | 2 | 1 | 14.3 | | | |
| MISSISSIPPI STATE | 01/10/17 | * | 29 | 7-12 | .583 | 1-2 | .500 | 4-6 | .667 | 1 | 3 | 4 | 8.4 | 5 | 0 | 2 | 0 | 19.1 | | | |
| MISSOURI | 01/14/17 | * | 28 | 4-9 | .444 | 0-0 | .000 | 2-3 | .667 | 3 | 5 | 8 | 8.4 | 1 | 3 | 4 | 3 | 10.6 | | | |
| at Texas A&M | 01/17/17 | * | 28 | 4-10 | .400 | 1-1 | 1.000 | 3-4 | .750 | 3 | 1 | 4 | 8.1 | 3 | 0 | 3 | 2 | 12.7 | | | |
| Totals | | | 18 | 500 | 73-159 | .459 | 4-7 | .571 | 60-82 | .732 | 40 | 106 | 146 | 8.1 | 50 | 28 | 40 | 48 | 12 | 210 | 11.7 |

Games played: 18
Minutes/game: 27.8
Points/game: 11.7
FG Pct: 45.9
3FG Pct: 57.1
FT Pct: 73.2

Rebounds/game: 8.1
Assists/game: 1.6
Turnovers/game: 2.2
Assist/turnover ratio: 0.7
Steals/game: 0.7
Blocks/game: 2.7

» SEASON/CAREER HIGHS »

POINTS

Season: 19 vs. Mississippi State (1/10/17)
Career: 26 at Dayton (12/30/15)

FIELD GOALS

Season: 7 vs. Mississippi State (1/10/17)
Career: 11 vs. North Florida (12/22/15)

FIELD GOALS ATTEMPTED

Season: 15 vs. No. 25 Florida (12/29/16)
Career: 17 (2x) last vs. Vanderbilt (1/5/16)

3-POINT FIELD GOALS

Season: 1 (4x) last at Texas A&M (1/17/17)
Career: 1 (5x) last at Texas A&M (1/17/17)

3-POINT FG ATTEMPTS

Season: 2 vs. Mississippi State (1/10/17)
Career: 2 vs. Mississippi State (1/10/17)

FREE THROWS MADE

Season: 7 (2x) last vs. Sam Houston State (12/22/16)
Career: 9 vs. LSU (2/23/16)

FREE THROWS ATTEMPTS

Season: 9 vs. Sam Houston State (12/22/16)
Career: 14 vs. Auburn (2/17/16)

REBOUNDS

Season: 14 vs. No. 25 Florida (12/29/16)
Career: 14 (3x) last vs. No. 25 Florida (12/29/16)

ASSISTS

Season: 5 vs. Austin Peay (12/3/16)
Career: 5 vs. Austin Peay (12/3/16)

STEALS

Season: 2 (3x) last vs. Mississippi State (1/10/17)
Career: 4 (2x) last vs. Auburn (2/17/16)

BLOCKS

Season: 7 vs. Fort Wayne (11/11/16)
Career: 8 vs. Tennessee Tech (12/12/15)

MINUTES

Season: 33 at No. 6 Kentucky (1/7/17)
Career: 40 at Dayton (12/30/15)

» CAREER STATISTICS AT ARKANSAS »

| Season | gp-gs | min/avg | Total | | 3-Point | | F-Throws | | Rebounds | | | | Scoring | | | | | | | |
|---------|--------|-----------|---------|------|---------|------|----------|------|----------|-----|-----|-----|---------|----|-----|-----|-----|-----|-----|------|
| | | | fg-fga | pct | fg-fga | pct | ft-fga | pct | off | def | tot | avg | pf | fo | ast | to | blk | stl | pts | avg |
| 2013-14 | 32-0 | 368/11.5 | 43-81 | .531 | 1-2 | .500 | 41-63 | .651 | 39 | 63 | 102 | 3.2 | 41 | 0 | 7 | 14 | 49 | 14 | 128 | 4.0 |
| 2014-15 | 36-4 | 391/10.9 | 49-101 | .485 | 0-0 | .000 | 33-53 | .623 | 45 | 45 | 90 | 2.5 | 56 | 0 | 11 | 23 | 38 | 15 | 131 | 3.6 |
| 2015-16 | 32-31 | 945/29.5 | 183-334 | .548 | 0-0 | .000 | 142-223 | .637 | 103 | 196 | 299 | 9.3 | 94 | 4 | 39 | 65 | 76 | 36 | 508 | 15.9 |
| 2016-17 | 18-18 | 500/27.8 | 73-159 | .459 | 4-7 | .571 | 60-82 | .732 | 40 | 106 | 146 | 8.1 | 50 | 2 | 28 | 40 | 48 | 12 | 210 | 11.7 |
| TOTAL | 118-53 | 2204/18.7 | 348-675 | .516 | 5-9 | .556 | 276-421 | .656 | 227 | 410 | 637 | 5.4 | 241 | 6 | 85 | 142 | 211 | 77 | 977 | 8.3 |

GAME 1

Arkansas vs Fort Wayne

Nov. 11, 2016 at 7 p.m. at Fayetteville, Ark. (Bud Walton Arena)

Fort Wayne 83 • 0-1

| # | Player | Total | | 3-Ptr | | Rebounds | | | PF | TP | A TO Blk Stl | | | | | Min |
|--------|------------------|--------|--------|--------|-------------|----------|----|--------------|---------|----|--------------|--|--|--|--|-----|
| | | FG-FGA | FG-FGA | FT-FTA | Off Def Tot | PF | TP | A TO Blk Stl | | | | | | | | |
| 02 | Stewart,Deangelo | f | 1-9 | 1-6 | 0-0 | 2 2 4 | 3 | 3 | 0 1 0 | 1 | 22 | | | | | |
| 45 | Calhoun,Brent | c | 1-7 | 0-0 | 2-2 | 2 4 6 | 3 | 4 | 0 1 0 | 0 | 25 | | | | | |
| 00 | Evans,Mo | g | 5-10 | 1-4 | 2-2 | 0 1 1 | 2 | 13 | 3 4 0 | 1 | 25 | | | | | |
| 01 | Scott,Bryson | g | 2-10 | 2-7 | 7-14 | 2 4 6 | 4 | 13 | 3 5 0 | 1 | 27 | | | | | |
| 55 | Konchar,John | g | 4-8 | 1-1 | 8-10 | 5 7 12 | 2 | 17 | 4 1 1 | 2 | 37 | | | | | |
| 05 | Charles Ruise Jr | | 0-4 | 0-3 | 0-1 | 1 0 1 | 1 | 0 | 0 0 0 | 0 | 12 | | | | | |
| 13 | Levitich,Jax | | 0-0 | 0-0 | 0-0 | 0 1 1 | 0 | 0 | 0 0 0 | 0 | 2 | | | | | |
| 22 | Taylor,Xzavier | | 5-8 | 0-0 | 2-5 | 3 0 3 | 4 | 12 | 0 0 0 | 0 | 15 | | | | | |
| 32 | Harrell,Kason | | 4-7 | 3-6 | 3-4 | 1 2 3 | 1 | 14 | 1 0 1 | 0 | 25 | | | | | |
| 34 | Talla,Racine | | 3-6 | 1-1 | 0-2 | 3 0 3 | 4 | 7 | 1 0 0 | 0 | 10 | | | | | |
| Team | | | | | 2 3 5 | | | | | | | | | | | |
| Totals | | | 25-69 | 9-28 | 24-40 | 21 24 45 | 24 | 83 | 12 12 2 | 5 | 200 | | | | | |

FG % 1st Half: 15-37 40.5% 2nd half: 10-32 31.3% Game: 25-69 36.2% Deadball Rebounds 8,3
 3FG % 1st Half: 6-18 33.3% 2nd half: 3-10 30.0% Game: 9-28 32.1%
 FT % 1st Half: 9-18 50.0% 2nd half: 15-22 68.2% Game: 24-40 60.0%

Arkansas 92 • 1-0

| # | Player | Total | | 3-Ptr | | Rebounds | | | PF | TP | A TO Blk Stl | | | | | Min |
|--------|------------------|--------|--------|--------|-------------|----------|----|--------------|---------|----|--------------|--|--|--|--|-----|
| | | FG-FGA | FG-FGA | FT-FTA | Off Def Tot | PF | TP | A TO Blk Stl | | | | | | | | |
| 13 | Thomas, Dustin | f | 4-6 | 0-0 | 2-3 | 1 5 6 | 5 | 10 | 0 3 0 | 0 | 18 | | | | | |
| 33 | Kingsley, Moses | f | 4-9 | 0-0 | 1-2 | 3 6 9 | 4 | 9 | 3 0 7 | 1 | 28 | | | | | |
| 00 | Barford, Jaylen | g | 4-9 | 1-1 | 1-2 | 1 4 5 | 3 | 10 | 4 2 0 | 1 | 27 | | | | | |
| 03 | Hannahs, Dusty | g | 7-17 | 1-6 | 8-10 | 1 0 1 | 1 | 23 | 2 1 0 | 1 | 30 | | | | | |
| 04 | Macon, Daryl | g | 5-11 | 2-6 | 1-2 | 2 5 7 | 3 | 13 | 5 4 0 | 4 | 33 | | | | | |
| 01 | Thompson, Trey | | 2-2 | 0-0 | 1-2 | 0 4 4 | 3 | 5 | 1 0 2 | 0 | 13 | | | | | |
| 02 | Bailey, Adrio | | 0-0 | 0-0 | 0-0 | 0 1 1 | 1 | 0 | 0 1 0 | 0 | 3 | | | | | |
| 05 | Cook, Arlando | | 0-0 | 0-0 | 0-0 | 0 0 0 | 3 | 0 | 0 2 0 | 0 | 5 | | | | | |
| 21 | Watkins, Manuale | | 5-6 | 0-0 | 0-0 | 0 3 3 | 2 | 10 | 2 0 0 | 0 | 27 | | | | | |
| 31 | Beard, Anton | | 4-6 | 2-3 | 2-3 | 0 1 1 | 4 | 12 | 3 0 0 | 2 | 16 | | | | | |
| Team | | | | | 2 0 2 | | | | | | | | | | | |
| Totals | | | 35-66 | 6-16 | 16-24 | 10 29 39 | 29 | 92 | 20 13 9 | 9 | 200 | | | | | |

FG % 1st Half: 18-30 60.0% 2nd half: 17-36 47.2% Game: 35-66 53.0% Deadball Rebounds 2,2
 3FG % 1st Half: 5-8 62.5% 2nd half: 1-8 12.5% Game: 6-16 37.5%
 FT % 1st Half: 10-13 76.9% 2nd half: 6-11 54.5% Game: 16-24 66.7%

Officials: Mike Nance, Brian Shey, Rob Rorke
 Technical fouls: Fort Wayne-None. Arkansas-None.
 Attendance: 13787
 Estimated Actual Attendance: 7,504
 Fouled out: Arkansas #13, Thomas (1:35)

| Score by periods | 1st | 2nd | Total |
|------------------|-----|-----|-------|
| Fort Wayne | 45 | 38 | 83 |
| Arkansas | 51 | 41 | 92 |

Last FG - FW 2nd-00:33, AR 2nd-01:00.
 Largest lead - FW by 6 1st-08:06, AR by 15 2nd-02:42.
 FW led for 07:16. AR led for 31:22. Game was tied for 00:52.

Score tied - 4 times.
 Lead changed - 4 times.

GAME 3

Arkansas vs UT Arlington

Nov. 18, 2016 at 7 p.m. at Fayetteville, Ark. (Bud Walton Arena)

UT Arlington 67 • 1-3

| # | Player | Total | | 3-Ptr | | Rebounds | | | PF | TP | A TO Blk Stl | | | | | Min |
|--------|-----------------|--------|--------|--------|-------------|----------|----|--------------|---------|----|--------------|--|--|--|--|-----|
| | | FG-FGA | FG-FGA | FT-FTA | Off Def Tot | PF | TP | A TO Blk Stl | | | | | | | | |
| 34 | Pope,Faith | f | 1-5 | 0-1 | 3-4 | 2 3 5 | 3 | 5 | 0 0 1 | 2 | 13 | | | | | |
| 45 | Bilbao,Jorge | f | 1-4 | 0-0 | 2-2 | 6 3 9 | 3 | 4 | 0 2 0 | 0 | 28 | | | | | |
| 01 | Neal,Erick | g | 5-10 | 2-5 | 3-4 | 1 2 3 | 2 | 15 | 3 4 0 | 2 | 29 | | | | | |
| 04 | Charles,Drew | g | 4-6 | 3-5 | 0-0 | 0 1 1 | 1 | 11 | 2 2 0 | 0 | 26 | | | | | |
| 10 | Jones,Jalen | g | 3-10 | 3-6 | 1-2 | 2 1 3 | 4 | 10 | 2 1 0 | 0 | 26 | | | | | |
| 02 | Bryant,DJ | | 1-2 | 0-1 | 0-0 | 0 0 0 | 2 | 2 | 2 1 0 | 1 | 11 | | | | | |
| 03 | Hawkins,Nathan | | 1-2 | 0-1 | 0-0 | 0 1 1 | 3 | 2 | 0 1 1 | 0 | 14 | | | | | |
| 05 | Wilson,Kaelon | | 3-8 | 2-5 | 0-0 | 0 2 2 | 1 | 8 | 2 3 1 | 1 | 22 | | | | | |
| 13 | Kiris,Erkam | | 0-0 | 0-0 | 0-0 | 0 1 1 | 0 | 0 | 0 0 0 | 0 | 2 | | | | | |
| 20 | Harris,Julian | | 1-3 | 0-0 | 0-0 | 1 1 2 | 1 | 2 | 0 0 0 | 0 | 6 | | | | | |
| 22 | Kabadyundi,Link | | 0-1 | 0-0 | 0-0 | 0 0 0 | 1 | 0 | 0 0 0 | 0 | 5 | | | | | |
| 25 | Hervey,Kevin | | 3-8 | 2-5 | 0-0 | 0 3 3 | 4 | 8 | 1 3 0 | 0 | 18 | | | | | |
| Team | | | | | 2 2 4 | | | | | | | | | | | |
| Totals | | | 23-59 | 12-29 | 9-12 | 14 20 34 | 25 | 67 | 12 18 3 | 6 | 200 | | | | | |

FG % 1st Half: 15-31 48.4% 2nd half: 8-28 28.6% Game: 23-59 39.0% Deadball Rebounds 2,1
 3FG % 1st Half: 8-15 53.3% 2nd half: 4-14 28.6% Game: 12-29 41.4%
 FT % 1st Half: 5-6 83.3% 2nd half: 4-6 66.7% Game: 9-12 75.0%

Arkansas 71 • 3-0

| # | Player | Total | | 3-Ptr | | Rebounds | | | PF | TP | A TO Blk Stl | | | | | Min |
|--------|------------------|--------|--------|--------|-------------|----------|----|--------------|---------|----|--------------|--|--|--|--|-----|
| | | FG-FGA | FG-FGA | FT-FTA | Off Def Tot | PF | TP | A TO Blk Stl | | | | | | | | |
| 13 | Thomas, Dustin | f | 1-3 | 0-0 | 6-8 | 2 4 6 | 4 | 8 | 2 1 1 | 2 | 28 | | | | | |
| 33 | Kingsley, Moses | c | 2-5 | 0-0 | 1-2 | 1 2 3 | 4 | 5 | 1 3 4 | 1 | 30 | | | | | |
| 00 | Barford, Jaylen | g | 6-12 | 1-2 | 4-6 | 3 3 6 | 1 | 17 | 2 6 0 | 3 | 31 | | | | | |
| 03 | Hannahs, Dusty | g | 2-10 | 2-7 | 5-6 | 1 0 1 | 1 | 11 | 2 0 0 | 1 | 27 | | | | | |
| 04 | Macon, Daryl | g | 2-6 | 0-3 | 3-4 | 0 2 2 | 4 | 7 | 0 1 0 | 2 | 26 | | | | | |
| 01 | Thompson, Trey | | 1-2 | 0-0 | 1-1 | 3 1 4 | 2 | 3 | 0 2 0 | 0 | 7 | | | | | |
| 05 | Cook, Arlando | | 0-2 | 0-0 | 1-2 | 1 0 1 | 0 | 1 | 0 1 1 | 1 | 13 | | | | | |
| 21 | Watkins, Manuale | | 3-5 | 0-0 | 1-1 | 1 2 3 | 0 | 7 | 1 0 0 | 1 | 20 | | | | | |
| 31 | Beard, Anton | | 4-8 | 2-3 | 2-2 | 1 5 6 | 2 | 12 | 2 0 0 | 0 | 18 | | | | | |
| Team | | | | | 1 2 3 | | | | | | | | | | | |
| Totals | | | 21-53 | 5-15 | 24-32 | 14 21 35 | 18 | 71 | 10 14 6 | 11 | 200 | | | | | |

FG % 1st Half: 9-29 31.0% 2nd half: 12-24 50.0% Game: 21-53 39.6% Deadball Rebounds 5,2
 3FG % 1st Half: 2-9 22.2% 2nd half: 3-6 50.0% Game: 5-15 33.3%
 FT % 1st Half: 12-15 80.0% 2nd half: 12-17 70.6% Game: 24-32 75.0%

Officials: Olandis Poole, Rusty Phillips, Garrick Shannon
 Technical fouls: UT Arlington-None. Arkansas-None.
 Attendance: 13587
 Estimated Actual Attendance: 6623

| Score by periods | 1st | 2nd | Total |
|------------------|-----|-----|-------|
| UT Arlington | 43 | 24 | 67 |
| Arkansas | 32 | 39 | 71 |

Last FG - UTA 2nd-00:41, AR 2nd-00:58.
 Largest lead - UTA by 17 1st-12:37, AR by 7 2nd-10:36.
 UTA led for 26:34. AR led for 11:37. Game was tied for 01:49.

Score tied - 3 times.
 Lead changed - 1 time.

GAME 2

Arkansas vs Southern Illinois

Nov. 14, 2016 at 7 p.m. at Fayetteville, Ark. (Bud Walton Arena)

Southern Illinois 65 • 0-2

| # | Player | Total | | 3-Ptr | | Rebounds | | | PF | TP | A TO Blk Stl | | | | | Min |
|--------|-----------------|--------|--------|--------|-------------|----------|----|--------------|---------|----|--------------|--|--|--|--|-----|
| | | FG-FGA | FG-FGA | FT-FTA | Off Def Tot | PF | TP | A TO Blk Stl | | | | | | | | |
| 33 | O'Brien,Sean | f | 3-8 | 0-1 | 0-0 | 0 2 2 | 4 | 6 | 0 4 0 | 0 | 21 | | | | | |
| 40 | Boi,Thik | f | 3-9 | 0-0 | 3-4 | 4 8 12 | 1 | 9 | 1 2 1 | 1 | 28 | | | | | |
| 01 | Rodriguez,Mike | g | 0-7 | 0-2 | 4-6 | 1 1 2 | 1 | 4 | 4 1 0 | 1 | 25 | | | | | |
| 05 | Vincent,Leo | g | 3-8 | 2-5 | 2-2 | 0 4 4 | 3 | 10 | 1 1 0 | 0 | 31 | | | | | |
| 22 | Fletcher,Armon | g | 5-7 | 3-4 | 0-0 | 2 3 5 | 3 | 13 | 1 3 0 | 3 | 32 | | | | | |
| 00 | Wiley,Jonathan | | 1-4 | 0-1 | 0-0 | 0 2 2 | 1 | 2 | 0 3 0 | 0 | 9 | | | | | |
| 10 | Cook,Aaron | | 1-2 | 0-1 | 4-4 | 0 0 0 | 0 | 6 | 3 1 0 | 2 | 18 | | | | | |
| 13 | Lloyd,Sean | | 4-9 | 1-3 | 1-2 | 0 1 1 | 2 | 10 | 0 0 0 | 1 | 15 | | | | | |
| 15 | Weihert,Austin | | 1-2 | 0-1 | 1-2 | 0 0 0 | 1 | 3 | 0 2 0 | 0 | 11 | | | | | |
| 24 | Stradnieks,Rudy | | 1-4 | 0-0 | 0-0 | 3 0 3 | 0 | 2 | 0 0 0 | 1 | 10 | | | | | |
| Team | | | | | 2 1 3 | | | | | | | | | | | |
| Totals | | | 22-60 | 6-18 | 15-20 | 12 22 34 | 16 | 65 | 10 17 1 | 9 | 200 | | | | | |

FG % 1st Half: 8-33 24.2% 2nd half: 14-27 51.9% Game: 22-60 36.7% Deadball Rebounds 3
 3FG % 1st Half: 3-10 30.0% 2nd half: 3-8 37.5% Game: 6-18 33.3%
 FT % 1st Half: 6-8 75.0% 2nd half: 9-12 75.0% Game: 15-20 75.0%

Arkansas 90 • 2-0

| # | Player | | Total | | 3-Ptr | | Rebounds | | | PF | TP | | | | | | Min |
|----|------------------|---|--------|--------|--------|-----|----------|-----|---|----|----|----|-----|-----|----|----|-----|
| | | | FG-FGA | FG-FGA | FT-FTA | Off | Def | Tot | A | | | TO | Blk | Stl | | | |
| 13 | Thomas, Dustin | f | 1-3 | 0-0 | 0-0 | 1 | 0 | 1 | 1 | 2 | 4 | 0 | 0 | 0 | 1 | 18 | |
| 33 | Kingsley, Moses | f | 4-10 | 0-1 | 7-7 | 1 | 6 | 7 | 1 | 15 | 0 | 1 | 5 | 1 | 22 | | |
| 00 | Barford, Jaylen | g | 4-7 | 1-2 | 0-2 | 0 | 2 | 2 | 2 | 9 | 2 | 2 | 0 | 0 | 22 | | |
| 03 | Hannahs, Dusty | g | 5-7 | 5-6 | 4-4 | 1 | 4 | 5 | 2 | 19 | 1 | 1 | 0 | 0 | 20 | | |
| 04 | Macon, Daryl | g | 4-6 | 4-6 | 0-0 | 0 | 2 | 2 | 2 | 12 | 5 | 0 | 1 | 1 | 20 | | |
| 01 | Thompson, Trey | | 1-3 | 0-0 | 2-2 | 1 | 3 | 4 | 3 | 4 | 1 | 1 | 0 | 1 | 15 | | |
| 02 | Bailey, Adrio | | 0-1 | 0-0 | 0-2 | 1 | 0 | 1 | 1 | 0 | 0 | 3 | 0 | 0 | 7 | | |
| 05 | Cook, Arlando | | 4-8 | 0-0 | 1-1 | 0 | 2 | 2 | 0 | 9 | 0 | 1 | 1 | 1 | 13 | | |
| 12 | Hazen, Brachen | | 0-0 | 0-0 | 0-0 | 1 | 1 | 2 | 3 | 0 | 0 | 4 | 0 | 0 | 8 | | |
| 21 | Watkins, Manuale | | 2-5 | 0-0 | 0-0 | 2 | 1 | 3 | 2 | 4 | 4 | 0 | 0 | 1 | 21 | | |
| 23 | Jones, CJ | | 3-5 | 2-4 | 3-3 | 0 | 2 | 2 | 2 | 11 | 0 | 0 | 0 | 0 | 17 | | |
| 31 | Beard, Anton | | 2-6 | 1-4 | 0-0 | 1 | 0 | 1 | 1 | 5 | 6 | 1 | 0 | 1 | 17 | | |

GAME

5

Arkansas vs Mount St. Mary's
Nov. 28, 2016 at 7 p.m. at Fayetteville, Ark. (Bud Walton Arena)

Mount St. Mary's 76 • 1-7

| # | Player | Total | | 3-Ptr | | Rebounds | | | PF | TP | A TO Blk Stl | | | | | Min |
|-----------------|-----------------|--------|--------|-----------|--------|----------|-------|-----|-------|-------|--------------|----|----------|-----|--|-----|
| | | FG-FGA | FG-FGA | FT-FTA | FT-FTA | Off | Def | Tot | | | A | TO | Blk | Stl | | |
| 05 | Wray,Chris | f | 3-5 | 0-0 | 1-4 | 1 | 3 | 4 | 1 | 7 | 1 | 0 | 0 | 1 | | 30 |
| 01 | Salah,Mawdo | c | 4-5 | 0-0 | 0-0 | 2 | 3 | 5 | 4 | 8 | 1 | 0 | 1 | 0 | | 22 |
| 00 | Robinson,Junior | g | 2-8 | 2-5 | 1-2 | 0 | 0 | 0 | 4 | 7 | 3 | 3 | 1 | 0 | | 37 |
| 23 | Alexander,Greg | g | 5-11 | 2-8 | 0-0 | 2 | 2 | 4 | 1 | 12 | 0 | 1 | 0 | 1 | | 28 |
| 55 | Long,Elijah | g | 6-17 | 2-4 | 10-10 | 0 | 7 | 7 | 3 | 24 | 7 | 5 | 0 | 0 | | 36 |
| 04 | Nwandu,Khalid | | 0-0 | 0-0 | 0-0 | 0 | 1 | 1 | 0 | 0 | 0 | 0 | 0 | 0 | | 4 |
| 10 | Wilson,Miles | | 1-1 | 1-1 | 0-0 | 0 | 1 | 1 | 4 | 3 | 1 | 1 | 0 | 0 | | 15 |
| 11 | Miller,Will | | 3-10 | 3-10 | 0-0 | 0 | 3 | 3 | 2 | 9 | 0 | 0 | 0 | 0 | | 16 |
| 12 | Glover,Charles | | 2-3 | 0-1 | 0-0 | 0 | 0 | 0 | 0 | 4 | 0 | 0 | 0 | 0 | | 6 |
| 20 | Gurdon,Sean | | 0-0 | 0-0 | 0-0 | 0 | 0 | 0 | 0 | 0 | 1 | 0 | 0 | 0 | | 1 |
| 21 | Miller,Randy | | 0-0 | 0-0 | 0-0 | 0 | 0 | 0 | 0 | 0 | 1 | 1 | 0 | 1 | | 3 |
| 25 | Thurstun,Bryce | | 0-0 | 0-0 | 0-0 | 0 | 1 | 1 | 0 | 0 | 0 | 0 | 0 | 0 | | 1 |
| 54 | Gomes,Ryan | | 1-1 | 0-0 | 0-0 | 0 | 0 | 0 | 1 | 2 | 0 | 0 | 0 | 0 | | 1 |
| Team | | | | | | 2 | 2 | 4 | | | | | | | | |
| Totals | | | 27-61 | 10-29 | 12-16 | 7 | 23 | 30 | 21 | 76 | 15 | 11 | 2 | 3 | | 200 |
| FG % 1st Half: | | 15-30 | 50.0% | 2nd half: | 12-31 | 38.7% | Game: | | 27-61 | 44.3% | | | | | | |
| 3FG % 1st Half: | | 4-11 | 36.4% | 2nd half: | 6-18 | 33.3% | Game: | | 10-29 | 34.5% | | | | | | |
| FT % 1st Half: | | 3-3 | 100.0 | 2nd half: | 9-13 | 69.2% | Game: | | 12-16 | 75.0% | | | | | | |
| | | | | | | | | | | | Deadball | | Rebounds | | | 3,1 |

Arkansas 89 • 4-1

| # | Player | Total | | 3-Ptr | | Rebounds | | | PF | TP | A TO Blk Stl | | | | | Min |
|-----------------|------------------|--------|--------|-----------|--------|----------|-------|-----|-------|-------|--------------|----|----------|-----|--|-----|
| | | FG-FGA | FG-FGA | FT-FTA | FT-FTA | Off | Def | Tot | | | A | TO | Blk | Stl | | |
| 13 | Thomas, Dustin | f | 6-7 | 1-1 | 0-0 | 1 | 4 | 5 | 3 | 13 | 1 | 0 | 0 | 1 | | 23 |
| 33 | Kingsley, Moses | f | 3-8 | 0-0 | 3-6 | 5 | 8 | 13 | 3 | 9 | 4 | 3 | 1 | 0 | | 26 |
| 03 | Hannahs, Dusty | g | 4-14 | 0-5 | 4-4 | 1 | 1 | 2 | 1 | 12 | 1 | 1 | 0 | 1 | | 20 |
| 21 | Watkins, Manuale | g | 4-6 | 0-0 | 0-0 | 2 | 4 | 6 | 0 | 8 | 4 | 0 | 0 | 2 | | 22 |
| 31 | Beard, Anton | g | 4-8 | 2-3 | 1-2 | 3 | 1 | 4 | 0 | 11 | 3 | 1 | 0 | 0 | | 23 |
| 00 | Barford, Jaylen | | 5-8 | 2-4 | 1-1 | 0 | 1 | 1 | 2 | 13 | 1 | 0 | 0 | 2 | | 23 |
| 01 | Thompson, Trey | | 0-1 | 0-0 | 0-0 | 1 | 4 | 5 | 3 | 0 | 1 | 0 | 0 | 1 | | 13 |
| 02 | Bailey, Adrio | | 0-0 | 0-0 | 0-0 | 0 | 0 | 0 | 0 | 0 | 1 | 0 | 0 | 1 | | 4 |
| 04 | Macon, Daryl | | 4-7 | 2-3 | 5-6 | 0 | 0 | 0 | 3 | 15 | 2 | 1 | 0 | 0 | | 18 |
| 05 | Cook, Arlando | | 1-4 | 0-0 | 1-2 | 0 | 2 | 2 | 1 | 3 | 1 | 0 | 0 | 0 | | 13 |
| 12 | Hazen, Brachen | | 0-0 | 0-0 | 0-2 | 0 | 0 | 0 | 0 | 0 | 0 | 0 | 0 | 0 | | 1 |
| 23 | Jones, CJ | | 1-4 | 1-3 | 2-2 | 0 | 1 | 1 | 1 | 5 | 1 | 1 | 0 | 0 | | 14 |
| Team | | | | | | 1 | 1 | 2 | | | | | | | | |
| Totals | | | 32-67 | 8-19 | 17-25 | 14 | 27 | 41 | 17 | 89 | 20 | 7 | 1 | 8 | | 200 |
| FG % 1st Half: | | 19-37 | 51.4% | 2nd half: | 13-30 | 43.3% | Game: | | 32-67 | 47.8% | | | | | | |
| 3FG % 1st Half: | | 5-9 | 55.6% | 2nd half: | 3-10 | 30.0% | Game: | | 8-19 | 42.1% | | | | | | |
| FT % 1st Half: | | 2-4 | 50.0% | 2nd half: | 15-21 | 71.4% | Game: | | 17-25 | 68.0% | | | | | | |
| | | | | | | | | | | | Deadball | | Rebounds | | | 5,1 |

Officials: Mike Nance, Keith Kimble, Todd Austin
Technical fouls: Mount St. Mary's-None. Arkansas-None.
Attendance: 13321
Estimated Actual Attendance: 4,256

| Score by periods | 1st | 2nd | Total | | In | Off | 2nd | Fast | |
|------------------|-----|-----|-------|--------|-------|-----|--------|-------|-------|
| Mount St. Mary's | 37 | 39 | 76 | Points | Paint | T/O | Chance | Break | Bench |
| Arkansas | 45 | 44 | 89 | MOUNT | 34 | 10 | 6 | 9 | 18 |
| | | | | AR | 48 | 18 | 13 | 21 | 36 |

Last FG - MOUNT 2nd-00:18, AR 2nd-01:54.
Largest lead - MOUNT by 4 1st-18:27, AR by 21 2nd-06:41.
MOUNT led for 03:05, AR led for 35:10. Game was tied for 01:45.

Score tied - 1 time.
Lead changed - 3 times.

GAME

7

Arkansas vs Austin Peay
Dec. 3, 2016 at 7 p.m. at Fayetteville, Ark. (Bud Walton Arena)

Austin Peay 62 • 4-4

| # | Player | Total | | 3-Ptr | | Rebounds | | | PF | TP | A TO Blk Stl | | | | | Min |
|-----------------|---------------------|--------|--------|-----------|--------|----------|-------|-----|-------|-------|--------------|----|----------|-----|--|-----|
| | | FG-FGA | FG-FGA | FT-FTA | FT-FTA | Off | Def | Tot | | | A | TO | Blk | Stl | | |
| 03 | Porter-Bunton,Chris | f | 1-5 | 0-1 | 2-4 | 2 | 1 | 3 | 3 | 4 | 2 | 2 | 0 | 0 | | 16 |
| 42 | Jones,Kenny | f | 4-10 | 0-0 | 0-1 | 4 | 1 | 5 | 2 | 8 | 1 | 1 | 0 | 1 | | 26 |
| 02 | Savage,Jared | g | 2-7 | 2-5 | 0-0 | 2 | 2 | 4 | 2 | 6 | 0 | 0 | 1 | 0 | | 38 |
| 04 | Robinson,Josh | g | 3-14 | 0-5 | 3-3 | 0 | 3 | 3 | 1 | 9 | 5 | 4 | 0 | 0 | | 38 |
| 32 | Murry,John | g | 9-16 | 2-3 | 3-4 | 3 | 0 | 3 | 0 | 23 | 2 | 3 | 0 | 0 | | 33 |
| 01 | Diop,Assane | | 4-5 | 0-0 | 1-1 | 1 | 2 | 3 | 2 | 9 | 0 | 1 | 1 | 0 | | 18 |
| 10 | Ivory,Tre' | | 0-1 | 0-0 | 0-0 | 0 | 0 | 0 | 0 | 0 | 0 | 0 | 0 | 0 | | 2 |
| 23 | Harris,Steve | | 1-1 | 0-0 | 0-0 | 0 | 1 | 1 | 0 | 2 | 0 | 0 | 0 | 0 | | 2 |
| 23 | Dobbs,Jartavious | | 0-0 | 0-0 | 0-0 | 1 | 2 | 3 | 0 | 0 | 0 | 0 | 0 | 0 | | 2 |
| 25 | Clayton,Dre'Kalo | | 0-4 | 0-1 | 1-2 | 0 | 3 | 3 | 1 | 1 | 0 | 1 | 1 | 0 | | 18 |
| 45 | Glotta,Zach | | 0-2 | 0-2 | 0-0 | 1 | 0 | 1 | 0 | 0 | 0 | 1 | 0 | 0 | | 7 |
| Team | | | | | | 1 | 1 | 2 | | | | | | | | |
| Totals | | | 24-65 | 4-17 | 10-15 | 15 | 16 | 31 | 11 | 62 | 10 | 13 | 3 | 1 | | 200 |
| FG % 1st Half: | | 12-30 | 40.0% | 2nd half: | 12-35 | 34.3% | Game: | | 24-65 | 36.9% | | | | | | |
| 3FG % 1st Half: | | 2-8 | 25.0% | 2nd half: | 2-9 | 22.2% | Game: | | 4-17 | 23.5% | | | | | | |
| FT % 1st Half: | | 5-8 | 62.5% | 2nd half: | 5-7 | 71.4% | Game: | | 10-15 | 66.7% | | | | | | |
| | | | | | | | | | | | Deadball | | Rebounds | | | 2,1 |

Arkansas 99 • 6-1

| # | Player | Total | | 3-Ptr | | Rebounds | | | PF | TP | A TO Blk Stl | | | | | Min |
|-----------------|------------------|--------|--------|-----------|--------|----------|-------|-----|-------|-------|--------------|----|----------|-----|--|-----|
| | | FG-FGA | FG-FGA | FT-FTA | FT-FTA | Off | Def | Tot | | | A | TO | Blk | Stl | | |
| 13 | Thomas, Dustin | f | 3-6 | 0-1 | 1-2 | 0 | 3 | 3 | 2 | 7 | 4 | 1 | 0 | 0 | | 16 |
| 33 | Kingsley, Moses | f | 4-7 | 1-1 | 4-4 | 3 | 4 | 7 | 3 | 13 | 5 | 4 | 3 | 0 | | 22 |
| 00 | Barford, Jaylen | g | 5-10 | 1-3 | 1-1 | 0 | 6 | 6 | 2 | 12 | 4 | 0 | 1 | 2 | | 21 |
| 04 | Macon, Daryl | g | 4-7 | 0-3 | 0-0 | 0 | 4 | 4 | 2 | 8 | 1 | 1 | 0 | 1 | | 15 |
| 21 | Watkins, Manuale | g | 1-2 | 0-0 | 2-2 | 0 | 1 | 1 | 0 | 4 | 3 | 0 | 0 | 1 | | 16 |
| 01 | Thompson, Trey | | 2-2 | 0-0 | 0-0 | 2 | 2 | 4 | 0 | 4 | 1 | 0 | 2 | 2 | | 13 |
| 02 | Bailey, Adrio | | 7-8 | 0-0 | 0-0 | 4 | 3 | 7 | 2 | 14 | 2 | 2 | 2 | 1 | | 18 |
| 03 | Hannahs, Dusty | | 5-12 | 3-5 | 0-0 | 0 | 1 | 1 | 2 | 13 | 0 | 0 | 0 | 0 | | 21 |
| 05 | Cook, Arlando | | 2-4 | 0-0 | 0-0 | 3 | 0 | 3 | 1 | 4 | 2 | 0 | 0 | 1 | | 15 |
| 12 | Hazen, Brachen | | 1-2 | 0-0 | 0-0 | 1 | 0 | 1 | 1 | 2 | 0 | 0 | 0 | 0 | | 9 |
| 15 | Holmes, Jonathan | | 0-2 | 0-2 | 0-0 | 0 | 1 | 1 | 0 | 0 | 0 | 0 | 0 | 0 | | 2 |
| 23 | Jones, CJ | | 4-6 | 3-4 | 0-0 | 0 | 0 | 0 | 2 | 11 | 2 | 0 | 3 | 0 | | 15 |
| 31 | Beard, Anton | | 2-9 | 1-4 | 2-2 | 2 | 2 | 4 | 2 | 7 | 4 | 1 | 0 | 0 | | 17 |
| Team | | | | | | 4 | 1 | 5 | | | | | | | | |
| Totals | | | 40-77 | 9-23 | 10-11 | 19 | 28 | 47 | 19 | 99 | 28 | 9 | 11 | 9 | | 200 |
| FG % 1st Half: | | 17-41 | 41.5% | 2nd half: | 23-36 | 63.9% | Game: | | 40-77 | 51.9% | | | | | | |
| 3FG % 1st Half: | | 3-12 | 25.0% | 2nd half: | 6-11 | 54.5% | Game: | | 9-23 | 39.1% | | | | | | |
| FT % 1st Half: | | 4-5 | 80.0% | 2nd half: | 6-6 | 100.0 | Game: | | 10-11 | 90.9% | | | | | | |
| | | | | | | | | | | | Deadball | | Rebounds | | | 2,1 |

Officials: Anthony Jordan, John Hampton, Rob Rorke
Technical fouls: Austin Peay-None. Arkansas-None.
Attendance: 19483
Estimated Actual Attendance: 10,059

| Score by periods | 1st | 2nd | Total | | In | Off | 2nd | Fast | |
|------------------|-----|-----|-------|--------|-------|-----|--------|-------|-------|
| Austin Peay | 31 | 31 | 62 | Points | Paint | T/O | Chance | Break | Bench |
| Arkansas | 41 | 58 | 99 | APSU | 40 | 8 | 10 | 7 | 12 |
| | | | | AR | 52 | 25 | 26 | 28 | 55 |

GAME 9

Arkansas vs North Florida
Dec. 10, 2016 at 4:30 p.m. at Fayetteville, Ark. (Bud Walton Arena)

North Florida 76 • 3-8

| # | Player | Total | | 3-Ptr | Rebounds | | | PF | TP | A TO Blk Stl | | | | | Min |
|--------|----------------|--------|--------|--------|----------|-----|-----|----|----|--------------|----|-----|-----|---|-----|
| | | FG-FGA | FG-FGA | FT-FTA | Off | Def | Tot | | | A | TO | Blk | Stl | | |
| 02 | Aminu, Wajid | f | 3-4 | 2-2 | 0-4 | 2 | 1 | 3 | 2 | 8 | 2 | 1 | 0 | 1 | 32 |
| 33 | Banks, Romelo | c | 2-6 | 0-0 | 0-2 | 1 | 4 | 5 | 4 | 4 | 0 | 2 | 0 | 0 | 31 |
| 11 | Sams, Garrett | g | 2-8 | 1-5 | 5-5 | 2 | 1 | 3 | 2 | 10 | 2 | 2 | 0 | 0 | 23 |
| 12 | Bodager, Aaron | g | 5-10 | 4-9 | 0-0 | 0 | 5 | 5 | 2 | 14 | 2 | 5 | 0 | 2 | 34 |
| 14 | Moore, Dallas | g | 12-20 | 4-9 | 6-6 | 0 | 2 | 2 | 2 | 34 | 3 | 1 | 0 | 1 | 37 |
| 01 | Odum, Karlos | | 0-0 | 0-0 | 1-2 | 0 | 0 | 0 | 3 | 1 | 0 | 3 | 0 | 0 | 18 |
| 05 | Fisher, CJ | | 0-1 | 0-0 | 0-0 | 0 | 0 | 0 | 1 | 0 | 0 | 1 | 0 | 0 | 3 |
| 10 | Blount, Osborn | | 0-1 | 0-1 | 0-0 | 0 | 0 | 0 | 0 | 0 | 1 | 0 | 0 | 0 | 3 |
| 23 | Malonga, Nick | | 2-5 | 1-3 | 0-0 | 0 | 3 | 3 | 5 | 5 | 0 | 3 | 0 | 0 | 16 |
| 50 | Haid, Benedikt | | 0-1 | 0-1 | 0-0 | 0 | 1 | 1 | 0 | 0 | 0 | 0 | 0 | 0 | 3 |
| Team | | | | | 2 | 3 | 5 | | | | | | | | |
| Totals | | | 26-56 | 12-30 | 12-19 | 7 | 20 | 27 | 21 | 76 | 9 | 19 | 0 | 4 | 200 |

FG % 1st Half: 15-33 45.5% 2nd half: 11-23 47.8% Game: 26-56 46.4% Deadball Rebounds 3.1
3FG % 1st Half: 7-17 41.2% 2nd half: 5-13 38.5% Game: 12-30 40.0%
FT % 1st Half: 7-9 77.8% 2nd half: 5-10 50.0% Game: 12-19 63.2%

Arkansas 91 • 8-1

| # | Player | Total | | 3-Ptr | Rebounds | | | PF | TP | A TO Blk Stl | | | | | Min |
|--------|------------------|--------|--------|--------|----------|-----|-----|----|----|--------------|----|-----|-----|----|-----|
| | | FG-FGA | FG-FGA | FT-FTA | Off | Def | Tot | | | A | TO | Blk | Stl | | |
| 13 | Thomas, Dustin | f | 2-5 | 0-0 | 4-4 | 2 | 6 | 8 | 1 | 8 | 3 | 1 | 0 | 0 | 22 |
| 33 | Kingsley, Moses | f | 5-7 | 0-0 | 3-4 | 2 | 8 | 10 | 4 | 13 | 1 | 3 | 1 | 0 | 26 |
| 00 | Barford, Jaylen | g | 6-16 | 1-5 | 1-4 | 2 | 2 | 4 | 1 | 14 | 3 | 1 | 2 | 3 | 25 |
| 04 | Macon, Daryl | g | 3-6 | 2-5 | 5-5 | 0 | 4 | 4 | 2 | 13 | 4 | 3 | 0 | 3 | 23 |
| 21 | Watkins, Manuale | g | 2-6 | 0-0 | 3-4 | 2 | 2 | 4 | 2 | 7 | 4 | 2 | 0 | 3 | 22 |
| 01 | Thompson, Trey | | 2-2 | 0-0 | 2-4 | 2 | 0 | 2 | 2 | 6 | 0 | 0 | 0 | 1 | 13 |
| 02 | Bailey, Adrio | | 1-1 | 0-0 | 1-2 | 1 | 0 | 1 | 1 | 3 | 0 | 0 | 0 | 0 | 6 |
| 03 | Hannahs, Dusty | | 5-10 | 2-6 | 5-5 | 0 | 1 | 1 | 0 | 17 | 3 | 2 | 1 | 0 | 25 |
| 05 | Cook, Arlando | | 2-4 | 0-0 | 0-0 | 3 | 1 | 4 | 2 | 4 | 0 | 1 | 0 | 2 | 12 |
| 12 | Hazen, Brachen | | 0-0 | 0-0 | 0-0 | 0 | 0 | 0 | 0 | 0 | 0 | 0 | 0 | 0 | 1 |
| 23 | Jones, CJ | | 0-1 | 0-1 | 0-0 | 0 | 1 | 1 | 0 | 0 | 1 | 0 | 0 | 0 | 5 |
| 31 | Beard, Anton | | 3-8 | 0-3 | 0-0 | 0 | 0 | 0 | 0 | 6 | 2 | 1 | 0 | 1 | 20 |
| Team | | | | | 1 | 2 | 3 | | | | | | | | |
| Totals | | | 31-66 | 5-20 | 24-32 | 15 | 27 | 42 | 15 | 91 | 21 | 14 | 4 | 13 | 200 |

FG % 1st Half: 16-33 48.5% 2nd half: 15-33 45.5% Game: 31-66 47.0% Deadball Rebounds 7
3FG % 1st Half: 1-8 12.5% 2nd half: 4-12 33.3% Game: 5-20 25.0%
FT % 1st Half: 11-16 68.8% 2nd half: 13-16 81.3% Game: 24-32 75.0%

Officials: Mike Nance, Todd Austin, Nate Green
Technical fouls: North Florida-None. Arkansas-None.
Attendance: 13700
Estimated Actual Attendance: 7650
Fouled Out: North Florida, #23, Malonga (8:35 2H)

| Score by periods | | | | 1st | 2nd | Total | Points | In | Off | 2nd | Fast | Bench |
|------------------|--|--|--|-----|-----|-------|--------|----|-----|-----|------|-------|
| North by periods | | | | 44 | 32 | 76 | | | | | | |
| Arkansas | | | | 44 | 47 | 91 | UNF | 20 | 12 | 6 | 2 | 36 |
| Arkansas | | | | 44 | 47 | 91 | AR | 38 | 21 | 22 | 10 | 36 |

Last FG - UNF 2nd-03:30, AR 2nd-01:12.
Largest lead - UNF by 3 2nd-13:44, AR by 16 2nd-01:12.
UNF led for 06:15. AR led for 29:39. Game was tied for 04:06.

GAME 11

Arkansas vs North Dakota State
Dec. 20, 2016 at 6 p.m. at Fayetteville, Ark. (Bud Walton Arena)

North Dakota State 55 • 8-5

| # | Player | Total | | 3-Ptr | Rebounds | | | PF | TP | A TO Blk Stl | | | | | Min |
|--------|-----------------|--------|--------|--------|----------|-----|-----|----|----|--------------|----|-----|-----|---|-----|
| | | FG-FGA | FG-FGA | FT-FTA | Off | Def | Tot | | | A | TO | Blk | Stl | | |
| 21 | A.J. Jacobson | f | 2-7 | 1-5 | 1-2 | 0 | 4 | 4 | 3 | 6 | 1 | 2 | 0 | 0 | 28 |
| 42 | Dylan Miller | f | 1-4 | 0-0 | 0-0 | 0 | 1 | 1 | 2 | 2 | 1 | 0 | 0 | 0 | 14 |
| 02 | Paul Miller | g | 4-10 | 4-8 | 5-7 | 0 | 7 | 7 | 2 | 17 | 2 | 3 | 2 | 2 | 37 |
| 03 | Carlin Dupree | g | 3-10 | 0-2 | 2-2 | 0 | 3 | 3 | 2 | 8 | 2 | 4 | 0 | 1 | 30 |
| 13 | Khy Kabellis | g | 0-9 | 0-6 | 2-2 | 0 | 1 | 1 | 1 | 2 | 4 | 2 | 1 | 2 | 32 |
| 11 | Jared Samuelson | | 0-0 | 0-0 | 0-0 | 0 | 0 | 0 | 0 | 0 | 1 | 0 | 0 | 0 | 1 |
| 12 | Zach Rammelt | | 0-0 | 0-0 | 0-0 | 0 | 0 | 0 | 0 | 0 | 0 | 0 | 0 | 0 | 1 |
| 23 | Deng Geu | | 2-5 | 0-2 | 0-0 | 0 | 2 | 2 | 1 | 4 | 0 | 1 | 0 | 0 | 8 |
| 24 | Tyson Ward | | 4-6 | 2-4 | 0-2 | 0 | 1 | 1 | 2 | 10 | 0 | 0 | 0 | 1 | 22 |
| 30 | Spencer Eliason | | 0-0 | 0-0 | 0-0 | 0 | 0 | 0 | 0 | 0 | 0 | 0 | 0 | 0 | 1 |
| 32 | Evan Wesenberg | | 0-0 | 0-0 | 0-0 | 0 | 0 | 0 | 0 | 0 | 0 | 0 | 0 | 0 | 1 |
| 40 | Dexter Werner | | 2-3 | 0-0 | 2-6 | 5 | 7 | 12 | 3 | 6 | 1 | 2 | 0 | 1 | 25 |
| Team | | | | | 3 | 0 | 3 | | | 1 | | | | | |
| Totals | | | 18-54 | 7-27 | 12-21 | 8 | 26 | 34 | 16 | 55 | 12 | 15 | 3 | 7 | 200 |

FG % 1st Half: 8-30 26.7% 2nd half: 10-24 41.7% Game: 18-54 33.3% Deadball Rebounds 5
3FG % 1st Half: 4-16 25.0% 2nd half: 3-11 27.3% Game: 7-27 25.9%
FT % 1st Half: 1-4 25.0% 2nd half: 11-17 64.7% Game: 12-21 57.1%

Arkansas 71 • 10-1

| # | Player | Total | | 3-Ptr | Rebounds | | | PF | TP | A TO Blk Stl | | | | | Min |
|--------|------------------|--------|--------|--------|----------|-----|-----|----|----|--------------|----|-----|-----|---|-----|
| | | FG-FGA | FG-FGA | FT-FTA | Off | Def | Tot | | | A | TO | Blk | Stl | | |
| 13 | Thomas, Dustin | f | 2-6 | 0-0 | 2-2 | 2 | 0 | 2 | 4 | 6 | 0 | 0 | 0 | 0 | 13 |
| 33 | Kingsley, Moses | f | 4-10 | 0-1 | 3-3 | 1 | 7 | 8 | 3 | 11 | 0 | 2 | 1 | 0 | 27 |
| 00 | Barford, Jaylen | g | 2-7 | 0-2 | 0-0 | 1 | 2 | 3 | 2 | 4 | 2 | 3 | 0 | 0 | 22 |
| 04 | Macon, Daryl | g | 5-12 | 3-5 | 2-2 | 4 | 2 | 6 | 0 | 15 | 5 | 4 | 0 | 1 | 24 |
| 21 | Watkins, Manuale | g | 1-2 | 0-0 | 2-2 | 0 | 6 | 6 | 1 | 4 | 2 | 1 | 0 | 3 | 25 |
| 01 | Thompson, Trey | | 1-2 | 0-0 | 0-0 | 0 | 4 | 4 | 4 | 2 | 0 | 2 | 2 | 0 | 12 |
| 02 | Bailey, Adrio | | 1-2 | 0-0 | 0-1 | 0 | 1 | 1 | 0 | 2 | 0 | 0 | 0 | 1 | 9 |
| 03 | Hannahs, Dusty | | 4-10 | 3-7 | 0-0 | 0 | 2 | 2 | 1 | 11 | 3 | 2 | 0 | 1 | 19 |
| 05 | Cook, Arlando | | 1-3 | 0-0 | 2-2 | 1 | 2 | 3 | 0 | 4 | 1 | 0 | 0 | 0 | 13 |
| 12 | Hazen, Brachen | | 0-0 | 0-0 | 1-2 | 0 | 0 | 0 | 0 | 1 | 0 | 0 | 0 | 0 | 1 |
| 23 | Jones, CJ | | 0-0 | 0-0 | 0-0 | 0 | 2 | 2 | 0 | 0 | 0 | 1 | 0 | 0 | 11 |
| 31 | Beard, Anton | | 3-7 | 3-6 | 2-2 | 0 | 1 | 1 | 3 | 11 | 0 | 2 | 0 | 0 | 24 |
| Team | | | | | 3 | 0 | 3 | | | 1 | | | | | |
| Totals | | | 24-61 | 9-21 | 14-16 | 12 | 29 | 41 | 18 | 71 | 13 | 16 | 4 | 6 | 200 |

FG % 1st Half: 11-30 36.7% 2nd half: 13-31 41.9% Game: 24-61 39.3% Deadball Rebounds 1.3
3FG % 1st Half: 3-8 37.5% 2nd half: 6-13 46.2% Game: 9-21 42.9%
FT % 1st Half: 2-3 66.7% 2nd half: 12-13 92.3% Game: 14-16 87.5%

Officials: Anthony Jordan, Tim Gattis, Will Howard
Technical fouls: North Dakota State-None. Arkansas-None.
Attendance: 16006
Estimated Actual Attendance: 8,621

| Score by periods | | | | 1st | 2nd | Total | Points | In | Off | 2nd | Fast | Bench |
|--------------------|--|--|--|-----|-----|-------|--------|----|-----|-----|------|-------|
| North Dakota State | | | | 21 | 34 | 55 | | | | | | |
| Arkansas | | | | 27 | 44 | 71 | NDSU | 18 | 15 | 16 | 5 | 31 |
| Arkansas | | | | 27 | 44 | 71 | AR | 34 | 19 | 5 | 2 | 31 |

Last FG - NDSU 2nd-00:32, AR 2nd-00:02.
Largest lead - NDSU by 1 1st-16:53, AR by 20 2nd-04:11.
NDSU led for 00:40. AR led for 38:22. Game was tied for 00:57.

GAME 10

Arkansas vs Texas
Dec. 17, 2016 at 1:35 p.m. at Houston, Texas (Toyota Center)

Arkansas 77 • 9-1

| # | Player | Total | | 3-Ptr | Rebounds | | | PF | TP | A TO Blk Stl | | | | | Min |
|--------|------------------|--------|--------|--------|----------|-----|-----|----|----|--------------|----|-----|-----|---|-----|
| | | FG-FGA | FG-FGA | FT-FTA | Off | Def | Tot | | | A | TO | Blk | Stl | | |
| 00 | Barford, Jaylen | * | 4-10 | 0-3 | 3-3 | 0 | 3 | 3 | 4 | 11 | 3 | 2 | 1 | 1 | 26 |
| 04 | Macon, Daryl | * | 4-12 | 1-5 | 14-14 | 1 | 3 | 4 | 1 | 23 | 3 | 1 | 0 | 1 | 29 |
| 13 | Thomas, Dustin | * | 0-3 | 0-0 | 0-0 | 2 | 1 | 3 | 4 | 0 | 0 | 0 | 1 | 0 | 21 |
| 21 | Watkins, Manuale | * | 3-4 | 0-0 | 0-0 | 1 | 3 | 4 | 2 | 6 | 0 | 1 | 0 | 1 | 20 |
| 33 | Kingsley, Moses | * | 2-8 | 0-0 | 3-3 | 1 | 9 | 10 | 1 | 7 | 0 | 2 | 5 | 0 | 32 |
| 01 | Thompson, Trey | | 1-4 | 0-0 | 1-2 | 2 | 1 | 3 | 2 | 3 | 0 | 0 | 0 | 0 | 8 |
| 03 | Hannahs, Dusty | | 5-11 | 3-6 | 2-3 | 0 | 0 | 0 | 3 | 15 | 1 | 2 | 0 | 2 | 24 |
| 05 | Cook, Arlando | | 1-1 | 0-0 | 4-4 | 0 | 2 | 2 | 4 | 6 | 1 | 0 | 1 | 1 | 17 |
| 31 | Beard, Anton | | 2-9 | 0-2 | 2-2 | 2 | 3 | 5 | 3 | 6 | 2 | 2 | 0 | 0 | 23 |
| Team | | | | | 4 | 3 | 7 | | | | | | | | |
| Totals | | | 22-62 | 4-16 | 29-31 | 13 | 28 | 41 | 24 | 77 | 10 | 10 | 8 | 6 | 200 |

FG % 1st Half: 9-34 26.5% 2nd half: 13-28 46.4% Game: 22-62 35.5% Deadball Rebounds 1
3FG % 1st Half: 1-9 11.1% 2nd half: 3-7 42.9% Game: 4-16 25.0%
FT % 1st Half: 1-1 91.7% 2nd half: 18-19 94.7% Game: 29-31 93.5%

Texas 74 • 5-5

| # | Player | | Total | | | 3-Ptr | | | Rebounds | | | PF | TP | A TO Blk Stl | | | | Min |
|--------|------------------|---|--------|--------|--------|-------|-----|-----|----------|----|-----|----|----|--------------|-----|--|--|-----|
| | | | FG-FGA | FG-FGA | FT-FTA | Off | Def | Tot | A | TO | Blk | | | Stl | | | | |
| 00 | Tevin Mack | * | 7-16 | 4-8 | 2-7 | 4 | 8 | 12 | 1 | 20 | 1 | 2 | 0 | 0 | 38 | | | |
| 01 | Andrew Jones | * | 4-6 | 1-3 | 8-11 | 0 | 2 | 2 | 4 | 17 | 7 | 2 | 0 | 3 | 32 | | | |
| 12 | Kerwin Roach Jr. | * | 5-12 | 0-1 | 2-4 | 1 | 2 | 3 | 4 | 12 | 1 | 2 | 0 | 1 | 27 | | | |
| 31 | Jarrett Allen | * | 5-10 | 0-0 | 1-4 | 4 | 6 | 10 | 3 | 11 | 2 | 2 | 2 | 1 | 33 | | | |
| 32 | Shaquille Cleare | * | 3-6 | 0-0 | 4-4 | 4 | 3 | 7 | 4 | 10 | 1 | 0 | 2 | 0 | 23 | | | |
| 03 | Jacob Young | | 0-2 | 0-1 | 0-0 | 0 | 1 | 1 | 4 | 0 | 1 | 2 | 0 | 0 | 12 | | | |
| 04 | James Banks | | 1-2 | 0-0 | 0-0 | 0 | 1 | 1 | 2 | 2 | 0 | 0 | 1 | 0 | 8 | | | |
| 05 | Kendal Yancy | | 0-4 | 0-2 | 2-2 | 0 | 1 | 1 | 0 | 2 | 0 | 1 | 1 | 0 | 11 | | | |
| 10 | Eric Davis Jr. | | 0-4 | 0-2 | 0-0 | 0 | 2 | 2 | 1 | 0 | 0 | 1 | 1 | 0 | 16 | | | |
| | Team | | | | | 4 | 2 | 6 | | | | | | | | | | |
| Totals | | | 25-62 | 5-17 | 19-32 | 17 | 28 | 45 | 23 | 74 | 13 | 12 | 7 | 5 | 200 | | | |

GAME 13

Arkansas vs No. 25 Florida
Dec. 29, 2016 at 8:05 p.m. at Fayetteville, Ark. (Bud Walton Arena)

Florida 81 • 10-3, 1-0 SEC

| # | Player | Total | | 3-Ptr | | Rebounds | | | PF | TP | A TO Blk Stl | | | | Min |
|--------|------------------|--------|--------|--------|-------------|----------|----|--------------|----|----|--------------|---|---|---|-----|
| | | FG-FGA | FG-FGA | FT-FTA | Off Def Tot | PF | TP | A TO Blk Stl | | | | | | | |
| 01 | Robinson, Devin | f | 6-11 | 0-5 | 5-7 | 1 | 6 | 7 | 3 | 17 | 0 | 1 | 3 | 1 | 31 |
| 23 | Leon, Justin | f | 2-5 | 2-4 | 0-0 | 2 | 2 | 4 | 0 | 6 | 0 | 1 | 1 | 1 | 25 |
| 13 | Hayes, Kevarrus | c | 4-5 | 0-0 | 2-5 | 4 | 2 | 6 | 4 | 10 | 0 | 1 | 1 | 1 | 22 |
| 00 | Hill, Kasey | g | 4-12 | 0-0 | 2-5 | 0 | 2 | 2 | 1 | 10 | 6 | 4 | 0 | 1 | 33 |
| 05 | Allen, KeVaughn | g | 7-16 | 5-9 | 2-2 | 0 | 2 | 2 | 1 | 21 | 0 | 0 | 0 | 1 | 34 |
| 11 | Chiozza, Chris | | 2-5 | 1-3 | 0-0 | 0 | 0 | 0 | 2 | 5 | 4 | 0 | 0 | 0 | 15 |
| 15 | Egbunu, John | | 2-6 | 0-0 | 1-2 | 5 | 6 | 11 | 5 | 5 | 1 | 1 | 1 | 1 | 16 |
| 24 | Barry, Canyon | | 1-4 | 0-3 | 0-0 | 0 | 1 | 1 | 1 | 2 | 2 | 0 | 0 | 0 | 12 |
| 25 | Stone, Keith | | 2-3 | 1-2 | 0-0 | 0 | 0 | 0 | 0 | 5 | 0 | 0 | 0 | 0 | 10 |
| 32 | Rimmer, Schuyler | | 0-0 | 0-0 | 0-0 | 0 | 0 | 0 | 0 | 0 | 0 | 0 | 0 | 0 | 2 |
| Team | | | | | 4 | 0 | 4 | | | | 1 | | | | |
| Totals | | | 30-67 | 9-26 | 12-21 | 16 | 21 | 37 | 17 | 81 | 13 | 9 | 6 | 6 | 200 |

FG % 1st Half: 17-41 41.5% 2nd half: 13-26 50.0% Game: 30-67 44.8% Deadball Rebounds 3.3
3FG % 1st Half: 5-15 33.3% 2nd half: 4-11 36.4% Game: 9-26 34.6%
FT % 1st Half: 5-9 55.6% 2nd half: 7-12 58.3% Game: 12-21 57.1%

Arkansas 72 • 11-2, 0-1 SEC

| # | Player | Total | | 3-Ptr | | Rebounds | | | PF | TP | A TO Blk Stl | | | | Min |
|--------|------------------|--------|--------|--------|-------------|----------|----|--------------|----|----|--------------|----|---|---|-----|
| | | FG-FGA | FG-FGA | FT-FTA | Off Def Tot | PF | TP | A TO Blk Stl | | | | | | | |
| 13 | Thomas, Dustin | f | 1-4 | 0-0 | 0-0 | 0 | 2 | 2 | 3 | 2 | 2 | 0 | 0 | 0 | 12 |
| 33 | Kingsley, Moses | f | 5-15 | 0-0 | 3-6 | 5 | 9 | 14 | 3 | 13 | 1 | 3 | 4 | 0 | 32 |
| 03 | Hannahs, Dusty | g | 4-9 | 2-6 | 1-1 | 0 | 2 | 2 | 1 | 10 | 0 | 2 | 1 | 1 | 27 |
| 04 | Macon, Daryl | g | 7-10 | 3-5 | 5-6 | 0 | 4 | 4 | 2 | 22 | 1 | 1 | 0 | 1 | 33 |
| 21 | Watkins, Manuele | g | 2-5 | 0-0 | 0-0 | 3 | 3 | 6 | 2 | 4 | 2 | 0 | 0 | 0 | 23 |
| 00 | Barford, Jaylen | | 1-8 | 0-2 | 0-0 | 2 | 1 | 3 | 2 | 2 | 2 | 1 | 0 | 0 | 17 |
| 01 | Thompson, Trey | | 0-0 | 0-0 | 0-0 | 0 | 1 | 1 | 1 | 0 | 2 | 0 | 0 | 0 | 8 |
| 02 | Bailey, Adrio | | 0-0 | 0-0 | 0-0 | 0 | 1 | 1 | 0 | 0 | 0 | 1 | 0 | 0 | 3 |
| 05 | Cook, Arlando | | 2-5 | 0-0 | 4-4 | 0 | 2 | 2 | 3 | 8 | 1 | 1 | 1 | 0 | 21 |
| 31 | Beard, Anton | | 3-5 | 1-2 | 3-3 | 0 | 0 | 0 | 2 | 10 | 1 | 2 | 0 | 2 | 24 |
| Team | | | | | 1 | 1 | 2 | | | | | | | | |
| Totals | | | 25-61 | 6-15 | 16-20 | 11 | 26 | 37 | 19 | 72 | 12 | 13 | 6 | 4 | 200 |

FG % 1st Half: 11-29 37.9% 2nd half: 14-32 43.8% Game: 25-61 41.0% Deadball Rebounds 5.1
3FG % 1st Half: 3-7 42.9% 2nd half: 3-8 37.5% Game: 6-15 40.0%
FT % 1st Half: 10-11 90.9% 2nd half: 6-9 66.7% Game: 16-20 80.0%

Officials: Antonio Petty, Chuck Jones, Roger Ayers
Technical fouls: Florida-None. Arkansas-None.
Attendance: 20355
Estimated Actual Attendance: 16,035
Fouled out: Florida #15, Egbunu (2:53)

| Score by periods | 1st | 2nd | Total |
|------------------|-----|-----|-------|
| Florida | 44 | 37 | 81 |
| Arkansas | 35 | 37 | 72 |

Last FG - UF 2nd-01:10, AR 2nd-00:10.
Largest lead - UF by 16 2nd-03:12, AR by 3 1st-14:09.
UF led for 34:13. AR led for 02:32. Game was tied for 03:15.

| Points | In Paint | Off T/O | 2nd Chance | Fast Break | Bench |
|--------|----------|---------|------------|------------|-------|
| UF | 34 | 16 | 18 | 10 | 17 |
| AR | 34 | 19 | 12 | 7 | 20 |

Score tied - 5 times.
Lead changed - 5 times.

GAME 15

Arkansas at Kentucky
Jan. 7, 2017 at 7:30 p.m. at Lexington, Ky. (Rupp Arena)

Arkansas 71 • 12-3, 1-2

| # | Player | Total | | 3-Ptr | | Rebounds | | | PF | TP | A TO Blk Stl | | | | Min |
|--------|------------------|--------|--------|--------|-------------|----------|----|--------------|----|----|--------------|---|---|---|-----|
| | | FG-FGA | FG-FGA | FT-FTA | Off Def Tot | PF | TP | A TO Blk Stl | | | | | | | |
| 05 | Cook, Arlando | f | 3-5 | 0-0 | 0-0 | 0 | 1 | 1 | 0 | 6 | 0 | 0 | 0 | 1 | 15 |
| 33 | Kingsley, Moses | f | 4-8 | 1-1 | 5-5 | 1 | 6 | 7 | 4 | 14 | 2 | 2 | 1 | 1 | 33 |
| 03 | Hannahs, Dusty | g | 2-12 | 0-5 | 2-2 | 0 | 1 | 1 | 4 | 6 | 2 | 0 | 0 | 0 | 22 |
| 04 | Macon, Daryl | g | 5-12 | 3-7 | 2-2 | 0 | 0 | 0 | 3 | 15 | 1 | 0 | 0 | 0 | 26 |
| 21 | Watkins, Manuele | g | 4-6 | 0-0 | 0-0 | 1 | 6 | 7 | 3 | 8 | 1 | 0 | 0 | 0 | 32 |
| 00 | Barford, Jaylen | | 6-9 | 0-1 | 2-3 | 3 | 1 | 4 | 4 | 14 | 0 | 5 | 0 | 0 | 17 |
| 01 | Thompson, Trey | | 0-2 | 0-0 | 4-4 | 1 | 3 | 4 | 4 | 2 | 0 | 2 | 0 | 0 | 20 |
| 02 | Bailey, Adrio | | 0-0 | 0-0 | 0-0 | 0 | 0 | 0 | 1 | 0 | 1 | 0 | 0 | 1 | 4 |
| 12 | Hazen, Brachen | | 0-0 | 0-0 | 0-0 | 0 | 0 | 0 | 0 | 0 | 0 | 0 | 0 | 0 | 1 |
| 13 | Thomas, Dustin | | 0-2 | 0-0 | 0-0 | 1 | 1 | 2 | 4 | 0 | 1 | 0 | 0 | 0 | 7 |
| 23 | Jones, CJ | | 0-0 | 0-0 | 0-0 | 0 | 0 | 0 | 0 | 0 | 0 | 0 | 0 | 0 | 1 |
| 31 | Beard, Anton | | 1-7 | 0-2 | 2-5 | 0 | 0 | 0 | 4 | 4 | 1 | 0 | 0 | 0 | 22 |
| Team | | | | | 2 | 1 | 3 | | | | 1 | | | | |
| Totals | | | 25-63 | 4-16 | 17-21 | 9 | 20 | 29 | 31 | 71 | 11 | 8 | 3 | 3 | 200 |

FG % 1st Half: 13-32 40.6% 2nd half: 12-31 38.7% Game: 25-63 39.7% Deadball Rebounds 2.1
3FG % 1st Half: 2-7 28.6% 2nd half: 2-9 22.2% Game: 4-16 25.0%
FT % 1st Half: 10-12 83.3% 2nd half: 7-9 77.8% Game: 17-21 81.0%

Kentucky 97 • 13-2, 3-0

| # | Player | Total | | 3-Ptr | | Rebounds | | | PF | TP | A TO Blk Stl | | | | Min |
|--------|-----------------------|--------|--------|--------|-------------|----------|----|--------------|----|----|--------------|---|---|---|-----|
| | | FG-FGA | FG-FGA | FT-FTA | Off Def Tot | PF | TP | A TO Blk Stl | | | | | | | |
| 03 | Adebayo, Edrice | f | 3-5 | 0-0 | 5-10 | 4 | 3 | 7 | 2 | 11 | 1 | 1 | 1 | 1 | 33 |
| 32 | Gabriel, Wenyen | f | 1-2 | 0-1 | 1-2 | 1 | 3 | 4 | 3 | 3 | 0 | 2 | 2 | 0 | 12 |
| 00 | Fox, De'Aaron | g | 10-16 | 0-2 | 7-7 | 0 | 6 | 2 | 2 | 27 | 6 | 2 | 0 | 1 | 36 |
| 05 | Monk, Malik | g | 4-10 | 0-5 | 4-6 | 1 | 0 | 1 | 4 | 12 | 3 | 1 | 0 | 1 | 27 |
| 13 | Briscoe, Isaiah | g | 4-11 | 0-1 | 7-9 | 3 | 5 | 8 | 2 | 15 | 1 | 2 | 0 | 0 | 36 |
| 01 | Killelea-Jones, Sacha | | 0-0 | 0-0 | 2-2 | 0 | 2 | 2 | 0 | 2 | 1 | 0 | 0 | 0 | 2 |
| 10 | David, Jonny | | 0-0 | 0-0 | 0-0 | 0 | 0 | 0 | 0 | 0 | 0 | 0 | 0 | 0 | 0+ |
| 11 | Mulder, Mychal | | 2-3 | 2-3 | 0-0 | 0 | 1 | 1 | 2 | 6 | 0 | 0 | 0 | 0 | 9 |
| 14 | Wynyard, Tai | | 0-0 | 0-0 | 0-0 | 0 | 0 | 0 | 0 | 0 | 0 | 0 | 0 | 0 | 2 |
| 15 | Humphries, Isaac | | 1-1 | 0-0 | 2-4 | 2 | 2 | 4 | 0 | 4 | 0 | 0 | 0 | 0 | 7 |
| 20 | Calipari, Brad | | 0-0 | 0-0 | 0-0 | 0 | 0 | 0 | 0 | 0 | 0 | 0 | 0 | 0 | 2 |
| 25 | Hawkins, Dominique | | 1-4 | 0-2 | 0-0 | 0 | 2 | 2 | 2 | 2 | 1 | 1 | 0 | 0 | 15 |
| 30 | Pulliam, Dillon | | 0-0 | 0-0 | 0-0 | 0 | 0 | 0 | 0 | 0 | 0 | 0 | 0 | 0 | 0+ |
| 35 | Willis, Derek | | 6-8 | 3-5 | 0-0 | 2 | 3 | 5 | 3 | 15 | 0 | 0 | 2 | 0 | 19 |
| Team | | | | | 2 | 2 | 4 | | | | | | | | |
| Totals | | | 32-60 | 5-19 | 28-40 | 15 | 29 | 44 | 20 | 97 | 13 | 9 | 5 | 3 | 200 |

FG % 1st Half: 15-30 50.0% 2nd half: 17-30 56.7% Game: 32-60 53.3% Deadball Rebounds 4.2
3FG % 1st Half: 3-10 30.0% 2nd half: 2-9 22.2% Game: 5-19 26.3%
FT % 1st Half: 8-12 66.7% 2nd half: 20-28 71.4% Game: 28-40 70.0%

Officials: Doug Shows, Terry Wymer, Alfred Smith
Technical fouls: Arkansas-Barford, Jaylen. Kentucky-Fox, De'Aaron.
Attendance: 24322

| Score by periods | 1st | 2nd | Total |
|------------------|-----|-----|-------|
| Arkansas | 38 | 33 | 71 |
| Kentucky | 41 | 56 | 97 |

Last FG - AR 2nd-01:24, UK 2nd-00:53.
Largest lead - AR by 4 1st-08:04, UK by 26 2nd-00:21.
AR led for 03:21. UK led for 36:20. Game was tied for 00:19.

| Points | In Paint | Off T/O | 2nd Chance | Fast Break | Bench |
|--------|----------|---------|------------|------------|-------|
| AR | 32 | 11 | 13 | 4 | 22 |
| UK | 46 | 16 | 21 | 24 | 29 |

Score tied - 2 times.
Lead changed - 6 times.

GAME 14

Arkansas at Tennessee
Jan. 3, 2017 at 5:30 p.m. at Knoxville, Tenn. (Thompson-Boling Arena)

Arkansas 82 • 12-2, 1-1 SEC

| # | Player | Total | | 3-Ptr | | Rebounds | | | PF | TP | A TO Blk Stl | | | | Min |
|--------|------------------|--------|--------|--------|-------------|----------|----|--------------|----|----|--------------|---|---|---|-----|
| | | FG-FGA | FG-FGA | FT-FTA | Off Def Tot | PF | TP | A TO Blk Stl | | | | | | | |
| 33 | Kingsley, Moses | f | 3-10 | 0-0 | 1-5 | 0 | 10 | 10 | 1 | 7 | 3 | 1 | 3 | 2 | 31 |
| 5 | Cook, Arlando | f | 0-2 | 0-0 | 1-2 | 1 | 2 | 3 | 3 | 1 | 0 | 1 | 0 | 0 | 11 |
| 21 | Watkins, Manuele | g | 4-6 | 0-0 | 0-2 | 1 | 2 | 3 | 1 | 8 | 0 | 1 | 0 | 0 | 21 |
| 3 | Hannahs, Dusty | g | 5-8 | 2-4 | 1-1 | 0 | 2 | 2 | 3 | 13 | 1 | 0 | 0 | 0 | 27 |
| 4 | Macon, Daryl | g | 1-6 | 1-4 | 12-13 | 0 | 2 | 2 | 2 | 15 | 1 | 3 | 0 | 0 | 26 |
| 0 | Barford, Jaylen | | 5-8 | 2-2 | 2-2 | 1 | 3 | 4 | 4 | 14 | 2 | 0 | 0 | 0 | 24 |
| 1 | Thompson, Trey | | 1-2 | 0-1 | 0-0 | 0 | 1 | 1 | 3 | 2 | 2 | 1 | 2 | 0 | 9 |
| 13 | Thomas, Dustin | | 2-4 | 0-0 | 2-2 | 0 | 7 | 7 | 5 | 6 | 0 | 1 | 0 | 2 | 26 |
| 31 | Beard, Anton | | 6-8 | 0-0 | 4-5 | 1 | 2 | 3 | 2 | 16 | 2 | 1 | 0 | 1 | 25 |
| Team | | | | | 1 | 0 | 1 | | | | | | | | |
| Totals | | | 27-54 | 5-11 | 23-32 | 5 | 31 | 36 | 24 | 82 | 11 | 9 | 5 | 5 | 200 |

FG % 1st Half: 13-28 46.4% 2nd half: 14-26 53.8% Game: 27-54 50.0% Deadball Rebounds 2
3FG % 1st Half: 2-5 40.0% 2nd half: 3-6 50.0% Game: 5-11 45.5%
FT % 1st Half: 9-13 69.2% 2nd half: 14-19 73.7% Game: 23-32 71.9%

Tennessee 78 • 8-6, 1-1 SEC

| # | Player | Total | | 3-Ptr | Rebounds | | | PF | TP | A TO Blk Stl | | | | Min | |
|--------|--------------------|--------|--------|--------|----------|-----|-----|----|----|--------------|----|-----|-----|-----|-----|
| | | FG-FGA | FG-FGA | FT-FTA | Off | Def | Tot | | | A | TO | Blk | Stl | | |
| 11 | Alexander, Kyle | f | 0-1 | 0-0 | 2-2 | 0 | 2 | 2 | 3 | 2 | 0 | 0 | 1 | 0 | 9 |
| 2 | Williams, Grant | | 3-5 | 0-0 | 9-14 | 6 | 5 | 11 | 4 | 15 | 0 | 1 | 2 | 1 | 28 |
| 1 | Turner, Lamonte | g | 2-6 | 1-5 | 0-2 | 0 | 0 | 0 | 3 | 5 | 2 | 2 | 0 | 0 | 18 |
| 23 | Bowden, Jordan | g | 0-0 | 0-0 | 0-0 | 0 | 2 | 2 | 0 | 0 | 1 | 1 | 0 | 0 | 5 |
| 3 | Hubbs III, Robert | g | 9-14 | 0-0 | 3-4 | 2 | 5 | 7 | 4 | 21 | 2 | 2 | 0 | 2 | 29 |
| 0 | Bone, Jordan | | 3-10 | 0-2 | 0-0 | 0 | 1 | 1 | 3 | 6 | 3 | 1 | 0 | 0 | 20 |
| 12 | Parker, Kwe | | 2-7 | 0-3 | 0-0 | 0 | 0 | 0 | 0 | 4 | 2 | 0 | 0 | 1 | 16 |
| 15 | Mostella, Detrick | | 5-12 | 3-7 | 3-5 | 0 | 4 | 4 | 3 | 16 | 1 | 0 | 0 | 0 | 23 |
| 21 | Evans, Lew | | 0-3 | 0-1 | 2-2 | 0 | 1 | 1 | 1 | 2 | 2 | 0 | 0 | 0 | 17 |
| 5 | Phillips, Shembari | | 0-2 | 0-0 | 0-0 | 1 | 6 | 7 | 2 | 0 | 2 | 1 | 0 | 0 | 22 |
| 25 | Schofield, Admiral | | 1-4 | 1-1 | 4-4 | 3 | 3 | 6 | 0 | 7 | 0 | 0 | 0 | 0 | 13 |
| Totals | | | 25-64 | 5-19 | 23-33 | 14 | 29 | 43 | 23 | 78 | 15 | 8 | 3 | 4 | 200 |

Missouri 73 • 5-11, 0-4 SEC

| # | Player | Total | | 3-Ptr | Rebounds | | | PF | TP | A TO Blk Stl | | | | Min |
|--------|--------------------|--------|--------|-------|-------------|----------|-------|-----------|-----|--------------|--|--|--|-----|
| | | FG-FGA | FG-FGA | | Off Def Tot | | | | | | | | | |
| 21 | Barnett, Jordan | f | 6-11 | 2-5 | 0-1 | 2 4 6 | 5 14 | 2 2 0 4 | 25 | | | | | |
| 24 | Puryear, Kevin | f | 3-8 | 0-1 | 5-6 | 1 3 4 | 1 11 | 1 0 1 0 | 31 | | | | | |
| 25 | Woods, Russell | f | 2-5 | 0-0 | 1-4 | 2 1 3 | 4 5 | 0 0 0 1 | 24 | | | | | |
| 11 | Walton, KJ | g | 1-4 | 1-2 | 3-6 | 0 4 4 | 1 6 | 2 2 0 0 | 23 | | | | | |
| 15 | Geist, Jordan | g | 3-6 | 0-3 | 7-11 | 0 3 3 | 3 13 | 0 2 0 0 | 30 | | | | | |
| 01 | Phillips, Terrence | | 3-10 | 3-8 | 4-4 | 0 2 2 | 3 13 | 4 2 0 2 | 31 | | | | | |
| 03 | Hughes, Frankie | | 2-7 | 2-6 | 0-0 | 0 2 2 | 0 6 | 1 4 0 0 | 17 | | | | | |
| 14 | Nikko, Reed | | 1-5 | 0-0 | 0-0 | 5 1 6 | 2 2 | 1 0 0 0 | 11 | | | | | |
| 32 | Wolf, Adam | | 0-0 | 0-0 | 0-0 | 0 0 0 | 0 0 | 0 0 0 0 | 0+ | | | | | |
| 33 | Vanleer, Cullen | | 1-1 | 1-1 | 0-0 | 1 0 1 | 1 3 | 1 1 0 0 | 8 | | | | | |
| Team | | | | | 3 1 4 | | | 1 | | | | | | |
| Totals | | | 22-57 | 9-26 | 20-32 | 14 21 35 | 20 73 | 12 14 1 7 | 200 | | | | | |

FG % 1st Half: 10-34 29.4% 2nd half: 12-23 52.2% Game: 22-57 38.6% Deadball Rebounds 5
3FG % 1st Half: 5-15 33.3% 2nd half: 4-11 36.4% Game: 9-26 34.6%
FT % 1st Half: 11-13 84.6% 2nd half: 9-19 47.4% Game: 20-32 62.5%

Arkansas 92 • 13-4, 2-3 SEC

| # | Player | Total | | 3-Ptr | Rebounds | | | PF | TP | A TO Blk Stl | | | | Min |
|--------|------------------|--------|--------|-------|-------------|---------|-------|-----------|-----|--------------|--|--|--|-----|
| | | FG-FGA | FG-FGA | | Off Def Tot | | | | | | | | | |
| 13 | Thomas, Dustin | f | 1-3 | 0-0 | 1-2 | 0 2 2 | 4 3 | 0 1 0 0 | 18 | | | | | |
| 33 | Kingsley, Moses | f | 4-9 | 0-0 | 2-3 | 3 5 8 | 1 10 | 3 4 3 0 | 28 | | | | | |
| 00 | Barford, Jaylen | g | 6-8 | 0-2 | 1-1 | 0 6 6 | 4 13 | 2 0 0 1 | 20 | | | | | |
| 04 | Macon, Daryl | g | 6-11 | 4-8 | 1-2 | 1 3 4 | 3 17 | 6 2 0 2 | 27 | | | | | |
| 31 | Beard, Anton | g | 3-5 | 1-2 | 4-4 | 0 2 2 | 5 11 | 3 4 0 1 | 27 | | | | | |
| 01 | Thompson, Trey | | 3-3 | 0-0 | 2-4 | 2 2 4 | 3 8 | 0 1 2 0 | 16 | | | | | |
| 02 | Bailey, Adrio | | 0-1 | 0-0 | 0-0 | 1 0 1 | 0 0 | 0 0 0 0 | 4 | | | | | |
| 03 | Hannahs, Dusty | | 5-11 | 2-5 | 4-4 | 1 2 3 | 1 16 | 3 2 0 0 | 25 | | | | | |
| 05 | Cook, Arlando | | 0-0 | 0-0 | 0-0 | 0 1 1 | 0 0 | 0 0 0 0 | 7 | | | | | |
| 12 | Hazen, Brachen | | 0-0 | 0-0 | 0-0 | 0 1 1 | 0 0 | 0 0 0 0 | 1 | | | | | |
| 15 | Holmes, Jonathan | | 0-0 | 0-0 | 0-0 | 0 0 0 | 0 0 | 0 0 0 0 | 0+ | | | | | |
| 21 | Watkins, Manuale | | 3-6 | 1-4 | 1-2 | 1 1 2 | 3 8 | 1 0 0 0 | 22 | | | | | |
| 23 | Jones, CJ | | 2-2 | 2-2 | 0-0 | 0 1 1 | 1 6 | 0 0 0 1 | 5 | | | | | |
| Team | | | | | 0 1 1 | | | | | | | | | |
| Totals | | | 33-59 | 10-23 | 16-22 | 9 27 36 | 25 92 | 18 14 5 5 | 200 | | | | | |

FG % 1st Half: 20-36 55.6% 2nd half: 13-23 56.5% Game: 33-59 55.9% Deadball Rebounds 2,1
3FG % 1st Half: 6-15 40.0% 2nd half: 4-8 50.0% Game: 10-23 43.5%
FT % 1st Half: 4-6 66.7% 2nd half: 12-16 75.0% Game: 16-22 72.7%

Officials: Joe Lindsay, William Covington, Rob Rorke
Technical fouls: Missouri-Geist, Jordan. Arkansas-None.
Attendance: 15424
Estimated Actual Attendance: 11,182
Fouled Out: Missouri #21 J. Barnett at 4:29 2H
Arkansas #31 A. Beard at 1:30 2H

| Score by periods | 1st | 2nd | Total |
|------------------|-----|-----|-------|
| Missouri | 36 | 37 | 73 |
| Arkansas | 50 | 42 | 92 |

Last FG - MU-M 2nd-02:40, AR 2nd-00:35.
Largest lead - MU-M None, AR by 22 2nd-17:00.
MU-M led for 00:00. AR led for 37:32. Game was tied for 01:48.

| Points | In | Off | 2nd | Fast | Bench |
|--------|----|-----|-----|------|-------|
| MU-M | 22 | 14 | 9 | 6 | 24 |
| AR | 38 | 25 | 15 | 21 | 38 |

Score tied - 0 times.
Lead changed - 0 times.

Arkansas 62 • 14-4; 3-3 SEC

| # | Player | Total | | 3-Ptr | Rebounds | | | PF | TP | A TO Blk Stl | | | | Min |
|--------|------------------|--------|--------|-------|-------------|----------|-------|-----------|-----|--------------|--|--|--|-----|
| | | FG-FGA | FG-FGA | | Off Def Tot | | | | | | | | | |
| 00 | Barford, Jaylen | * | 2-9 | 0-2 | 0-2 | 0 3 3 | 3 4 | 2 1 0 0 | 23 | | | | | |
| 04 | Macon, Daryl | * | 3-10 | 1-5 | 9-12 | 0 4 4 | 0 16 | 1 3 1 1 | 26 | | | | | |
| 13 | Thomas, Dustin | * | 2-4 | 0-0 | 0-0 | 0 2 2 | 3 4 | 2 1 0 0 | 19 | | | | | |
| 31 | Beard, Anton | * | 1-3 | 0-1 | 0-0 | 1 0 1 | 1 2 | 0 2 0 1 | 21 | | | | | |
| 33 | Kingsley, Moses | * | 4-10 | 1-1 | 3-4 | 3 1 4 | 3 12 | 0 3 2 0 | 28 | | | | | |
| 01 | Thompson, Trey | | 0-0 | 0-0 | 0-0 | 1 2 3 | 2 0 | 2 0 2 0 | 12 | | | | | |
| 03 | Hannahs, Dusty | | 3-7 | 2-4 | 1-2 | 0 1 1 | 1 9 | 1 1 0 1 | 27 | | | | | |
| 05 | Cook, Arlando | | 3-4 | 0-0 | 0-1 | 2 5 7 | 4 6 | 2 0 1 2 | 21 | | | | | |
| 21 | Watkins, Manuale | | 3-5 | 3-3 | 0-0 | 1 5 6 | 2 9 | 2 2 0 3 | 23 | | | | | |
| Team | | | | | 3 2 5 | | | | | | | | | |
| Totals | | | 21-52 | 7-16 | 13-21 | 11 25 36 | 19 62 | 12 13 6 8 | 200 | | | | | |

FG % 1st Half: 12-28 42.9% 2nd half: 9-24 37.5% Game: 21-52 40.4% Deadball Rebounds 2,1
3FG % 1st Half: 3-7 42.9% 2nd half: 4-9 44.4% Game: 7-16 43.8%
FT % 1st Half: 3-4 75.0% 2nd half: 10-17 58.8% Game: 13-21 61.9%

Texas A&M 60 • 9-8; 1-5 SEC

| # | Player | Total | | 3-Ptr | Rebounds | | | PF | TP | A TO Blk Stl | | | | Min |
|--------|----------------------|--------|--------|-------|-------------|---------|-------|-----------|-----|--------------|--|--|--|-----|
| | | FG-FGA | FG-FGA | | Off Def Tot | | | | | | | | | |
| 01 | DJ Hogg | * | 2-12 | 1-6 | 5-6 | 2 3 5 | 0 10 | 3 0 0 0 | 38 | | | | | |
| 03 | Admon Gilder | * | 5-9 | 4-6 | 2-2 | 0 0 0 | 3 16 | 3 3 0 2 | 39 | | | | | |
| 12 | Chris Collins | * | 0-2 | 0-2 | 0-0 | 0 2 2 | 5 0 | 3 1 0 2 | 18 | | | | | |
| 34 | Tyler Davis | * | 4-5 | 0-0 | 6-6 | 1 6 7 | 3 14 | 3 2 0 0 | 28 | | | | | |
| 44 | Robert Williams | * | 4-9 | 0-1 | 1-2 | 3 7 10 | 3 9 | 1 3 2 1 | 28 | | | | | |
| 05 | JC Hampton | | 2-7 | 1-4 | 1-1 | 0 2 2 | 1 6 | 1 0 0 2 | 21 | | | | | |
| 10 | Tonny Trocha-Morelos | | 2-5 | 0-1 | 1-2 | 1 3 4 | 3 5 | 0 3 2 1 | 22 | | | | | |
| 23 | Caleb Smith | | 0-1 | 0-0 | 0-0 | 0 0 0 | 0 0 | 0 0 0 0 | 3 | | | | | |
| 42 | Tavario Miller | | 0-0 | 0-0 | 0-0 | 0 0 0 | 1 0 | 0 0 0 0 | 3 | | | | | |
| Team | | | | | 0 2 2 | | | | | | | | | |
| Totals | | | 19-50 | 6-20 | 16-19 | 7 25 32 | 19 60 | 14 12 4 8 | 200 | | | | | |

FG % 1st Half: 9-29 31.0% 2nd half: 10-21 47.6% Game: 19-50 38.0% Deadball Rebounds 1,1
3FG % 1st Half: 4-14 28.6% 2nd half: 2-6 33.3% Game: 6-20 30.0%
FT % 1st Half: 10-13 76.9% 2nd half: 6-6 100.0% Game: 16-19 84.2%

Officials: Antinio Petty, Karl Hess, Tony Henderson
Technical fouls: Arkansas-None. Texas A&M-None.
Attendance: 9474

| Score by periods | 1st | 2nd | Total |
|------------------|-----|-----|-------|
| Arkansas | 30 | 32 | 62 |
| Texas A&M | 32 | 28 | 60 |

| Points | In | Off | 2nd | Fast | Bench |
|--------|----|-----|-----|------|-------|
| AR | 24 | 16 | 11 | 2 | 24 |
| TAMU | 24 | 13 | 7 | 6 | 11 |

Last FG - AR 2nd-03:15, TAMU 2nd-06:52.
Largest lead - AR by 5 2nd-01:21, TAMU by 12 2nd-12:51.
AR led for 05:29. TAMU led for 31:07. Game was tied for 03:24.

Score tied - 5 times.
Lead changed - 6 times.

| RECORD: | OVERALL | HOME | AWAY | NEUTRAL |
|----------------|----------------|-------------|-------------|----------------|
| ALL GAMES | 14-4 | 10-2 | 2-2 | 2-0 |
| CONFERENCE | 3-3 | 1-2 | 2-1 | 0-0 |
| NON-CONFERENCE | 11-1 | 9-0 | 0-1 | 2-0 |

| # | Player | gp-gs | min | avg | Total | | 3-Point | | F-Throw | | Rebounds | | | | pf | dq | a | to | blk | stl | pts | avg |
|----------------|------------------|-------|------|------|----------|------|---------|------|---------|------|----------|-----|-----|------|-----|----|-----|-----|-----|-----|------|------|
| | | | | | fg-fga | fg% | 3fg-fga | 3fg% | ft-fa | ft% | off | def | tot | avg | | | | | | | | |
| 04 | Macon, Daryl | 18-16 | 451 | 25.1 | 74-160 | .463 | 33-86 | .384 | 71-81 | .877 | 10 | 43 | 53 | 2.9 | 35 | 0 | 47 | 36 | 2 | 24 | 252 | 14.0 |
| 03 | Hannahs, Dusty | 18-10 | 434 | 24.1 | 82-190 | .432 | 34-93 | .366 | 53-59 | .898 | 9 | 23 | 32 | 1.8 | 29 | 0 | 25 | 24 | 2 | 10 | 251 | 13.9 |
| 33 | Kingsley, Moses | 18-18 | 500 | 27.8 | 73-159 | .459 | 4-7 | .571 | 60-82 | .732 | 40 | 106 | 146 | 8.1 | 50 | 2 | 28 | 40 | 48 | 12 | 210 | 11.7 |
| 00 | Barford, Jaylen | 18-12 | 398 | 22.1 | 71-158 | .449 | 10-42 | .238 | 28-42 | .667 | 17 | 47 | 64 | 3.6 | 45 | 0 | 35 | 31 | 4 | 17 | 180 | 10.0 |
| 31 | Beard, Anton | 18-4 | 388 | 21.6 | 53-121 | .438 | 17-47 | .362 | 39-50 | .780 | 21 | 22 | 43 | 2.4 | 38 | 1 | 38 | 21 | 0 | 18 | 162 | 9.0 |
| 21 | Watkins, Manuale | 18-12 | 398 | 22.1 | 47-86 | .547 | 4-7 | .571 | 11-16 | .688 | 19 | 55 | 74 | 4.1 | 29 | 0 | 35 | 11 | 0 | 25 | 109 | 6.1 |
| 13 | Thomas, Dustin | 18-15 | 340 | 18.9 | 37-83 | .446 | 1-2 | .500 | 33-47 | .702 | 23 | 49 | 72 | 4.0 | 55 | 2 | 24 | 16 | 3 | 8 | 108 | 6.0 |
| 23 | Jones, CJ | 12-0 | 109 | 9.1 | 16-31 | .516 | 12-21 | .571 | 5-7 | .714 | 0 | 11 | 11 | 0.9 | 10 | 0 | 6 | 3 | 5 | 1 | 49 | 4.1 |
| 05 | Cook, Arlando | 18-3 | 235 | 13.1 | 25-54 | .463 | 0-0 | .000 | 15-20 | .750 | 14 | 28 | 42 | 2.3 | 30 | 0 | 9 | 12 | 9 | 10 | 65 | 3.6 |
| 01 | Thompson, Trey | 18-0 | 215 | 11.9 | 16-27 | .593 | 0-1 | .000 | 13-19 | .684 | 16 | 40 | 56 | 3.1 | 43 | 0 | 22 | 10 | 18 | 6 | 45 | 2.5 |
| 02 | Bailey, Adrio | 14-0 | 94 | 6.7 | 11-18 | .611 | 0-0 | .000 | 4-11 | .364 | 8 | 10 | 18 | 1.3 | 13 | 0 | 5 | 10 | 3 | 6 | 26 | 1.9 |
| 12 | Hazen, Brachen | 10-0 | 34 | 3.4 | 1-4 | .250 | 0-1 | .000 | 1-4 | .250 | 2 | 8 | 10 | 1.0 | 5 | 0 | 1 | 4 | 0 | 0 | 3 | 0.3 |
| 15 | Holmes, Jonathan | 3-0 | 4 | 1.3 | 0-2 | .000 | 0-2 | .000 | 0-0 | .000 | 0 | 1 | 1 | 0.3 | 0 | 0 | 0 | 0 | 0 | 0 | 0 | 0.0 |
| Team | | | | | | | | | | | 36 | 24 | 60 | | | | | 2 | | | | |
| Total..... | | 18 | 3600 | | 506-1093 | .463 | 115-309 | .372 | 333-438 | .760 | 215 | 467 | 682 | 37.9 | 382 | 5 | 275 | 220 | 94 | 137 | 1460 | 81.1 |
| Opponents..... | | 18 | 3600 | | 440-1071 | .411 | 134-405 | .331 | 292-437 | .668 | 227 | 412 | 639 | 35.5 | 361 | - | 225 | 240 | 59 | 98 | 1306 | 72.6 |

| TEAM STATISTICS | AR | OPP | Date | Opponent | Score | Att. |
|------------------------|----------|----------|---------------------|----------------------|---------|-------|
| SCORING | 1460 | 1306 | 11/11/16 | FORT WAYNE | w 92-83 | 13787 |
| Points per game | 81.1 | 72.6 | 11/14/16 | SOUTHERN ILLINOIS | w 90-65 | 13308 |
| Scoring margin | +8.6 | - | 11/18/16 | UT ARLINGTON | w 71-67 | 13587 |
| FIELD GOALS-ATT | 506-1093 | 440-1071 | 11/22/16 | at Minnesota | L 71-85 | 8997 |
| Field goal pct | .463 | .411 | 11/28/16 | MOUNT ST. MARY'S | w 89-76 | 13321 |
| 3 POINT FG-ATT | 115-309 | 134-405 | 12/01/16 | STEPHEN F. AUSTIN | w 78-62 | 13358 |
| 3-point FG pct | .372 | .331 | 12/03/16 | AUSTIN PEAY | w 99-62 | 19483 |
| 3-pt FG made per game | 6.4 | 7.4 | 12/06/16 | HOUSTON | w 84-72 | 13455 |
| FREE THROWS-ATT | 333-438 | 292-437 | 12/10/16 | NORTH FLORIDA | w 91-76 | 13700 |
| Free throw pct | .760 | .668 | 12/17/16 | vs Texas | w 77-74 | 8777 |
| F-Throws made per game | 18.5 | 16.2 | 12/20/16 | NORTH DAKOTA STATE | w 71-55 | 16006 |
| REBOUNDS | 682 | 639 | 12/22/16 | vs Sam Houston State | w 90-56 | 12153 |
| Rebounds per game | 37.9 | 35.5 | * 12/29/16 | FLORIDA | L 72-81 | 20355 |
| Rebounding margin | +2.4 | - | * 01/03/17 | at Tennessee | w 82-78 | 13002 |
| ASSISTS | 275 | 225 | * 01/07/17 | at Kentucky | L 71-97 | 24322 |
| Assists per game | 15.3 | 12.5 | * 01/10/17 | MISSISSIPPI STATE | L 78-84 | 15111 |
| TURNOVERS | 220 | 240 | * 01/14/17 | MISSOURI | w 92-73 | 15424 |
| Turnovers per game | 12.2 | 13.3 | * 01/17/17 | at Texas A&M | w 62-60 | 9474 |
| Turnover margin | +1.1 | - | * - Conference game | | | |
| Assist/turnover ratio | 1.3 | 0.9 | | | | |
| STEALS | 137 | 98 | | | | |
| Steals per game | 7.6 | 5.4 | | | | |
| BLOCKS | 94 | 59 | | | | |
| Blocks per game | 5.2 | 3.3 | | | | |
| ATTENDANCE | 180895 | 76725 | | | | |
| Home games-Avg/Game | 12-15075 | 4-13949 | | | | |
| Neutral site-Avg/Game | - | 2-10465 | | | | |

| Score by Periods | 1st | 2nd | Totals |
|------------------|-----|-----|--------|
| Arkansas | 684 | 776 | 1460 |
| Opponents | 647 | 659 | 1306 |

| RECORD: | OVERALL | HOME | AWAY | NEUTRAL |
|----------------|---------|------|------|---------|
| ALL GAMES | 3-3 | 1-2 | 2-1 | 0-0 |
| CONFERENCE | 3-3 | 1-2 | 2-1 | 0-0 |
| NON-CONFERENCE | 0-0 | 0-0 | 0-0 | 0-0 |

| # | Player | gp-gs | min | avg | Total | | 3-Point | | F-Throw | | Rebounds | | | | pf | dq | a | to | blk | stl | pts | avg |
|----------------|------------------|-------|------|------|---------|------|---------|------|---------|------|----------|-----|-----|------|-----|----|----|----|-----|-----|-----|------|
| | | | | | fg-fga | fg% | 3fg-fga | 3fg% | ft-fa | ft% | off | def | tot | avg | | | | | | | | |
| 04 | Macon, Daryl | 6-6 | 162 | 27.0 | 25-56 | .446 | 13-33 | .394 | 30-36 | .833 | 1 | 14 | 15 | 2.5 | 12 | 0 | 12 | 11 | 1 | 4 | 93 | 15.5 |
| 33 | Kingsley, Moses | 6-6 | 181 | 30.2 | 27-64 | .422 | 3-4 | .750 | 18-29 | .621 | 13 | 34 | 47 | 7.8 | 17 | 1 | 9 | 15 | 13 | 5 | 75 | 12.5 |
| 03 | Hannahs, Dusty | 6-3 | 155 | 25.8 | 25-60 | .417 | 11-31 | .355 | 11-12 | .917 | 2 | 10 | 12 | 2.0 | 12 | 0 | 8 | 6 | 1 | 3 | 72 | 12.0 |
| 00 | Barford, Jaylen | 6-3 | 124 | 20.7 | 24-50 | .480 | 2-12 | .167 | 7-11 | .636 | 8 | 17 | 25 | 4.2 | 20 | 0 | 9 | 8 | 0 | 2 | 57 | 9.5 |
| 31 | Beard, Anton | 6-2 | 145 | 24.2 | 18-37 | .486 | 4-11 | .364 | 14-18 | .778 | 3 | 5 | 8 | 1.3 | 16 | 1 | 9 | 9 | 0 | 7 | 54 | 9.0 |
| 21 | Watkins, Manuale | 6-4 | 139 | 23.2 | 17-30 | .567 | 4-7 | .571 | 1-4 | .250 | 7 | 17 | 24 | 4.0 | 12 | 0 | 8 | 4 | 0 | 5 | 39 | 6.5 |
| 05 | Cook, Arlando | 6-3 | 86 | 14.3 | 9-19 | .474 | 0-0 | .000 | 6-9 | .667 | 4 | 13 | 17 | 2.8 | 12 | 0 | 4 | 3 | 2 | 3 | 24 | 4.0 |
| 13 | Thomas, Dustin | 6-3 | 108 | 18.0 | 8-21 | .381 | 0-0 | .000 | 7-12 | .583 | 5 | 17 | 22 | 3.7 | 20 | 1 | 5 | 6 | 0 | 3 | 23 | 3.8 |
| 01 | Thompson, Trey | 6-0 | 75 | 12.5 | 4-7 | .571 | 0-1 | .000 | 6-8 | .750 | 4 | 11 | 15 | 2.5 | 16 | 0 | 11 | 2 | 8 | 0 | 14 | 2.3 |
| 23 | Jones, CJ | 3-0 | 11 | 3.7 | 2-3 | .667 | 2-3 | .667 | 0-0 | .000 | 0 | 1 | 1 | 0.3 | 1 | 0 | 0 | 0 | 0 | 1 | 6 | 2.0 |
| 12 | Hazen, Brachen | 2-0 | 2 | 1.0 | 0-0 | .000 | 0-0 | .000 | 0-0 | .000 | 0 | 1 | 1 | 0.5 | 0 | 0 | 0 | 0 | 0 | 0 | 0 | 0.0 |
| 02 | Bailey, Adrio | 4-0 | 12 | 3.0 | 0-1 | .000 | 0-0 | .000 | 0-0 | .000 | 1 | 1 | 2 | 0.5 | 1 | 0 | 1 | 1 | 0 | 1 | 0 | 0.0 |
| 15 | Holmes, Jonathan | 1-0 | 0 | 0.0 | 0-0 | .000 | 0-0 | .000 | 0-0 | .000 | 0 | 0 | 0 | 0.0 | 0 | 0 | 0 | 0 | 0 | 0 | 0 | 0.0 |
| Team | | | | | | | | | | | 7 | 7 | 14 | | | | | 1 | | | | |
| Total..... | | 6 | 1200 | | 159-348 | .457 | 39-102 | .382 | 100-139 | .719 | 55 | 148 | 203 | 33.8 | 139 | 3 | 76 | 66 | 25 | 34 | 457 | 76.2 |
| Opponents..... | | 6 | 1200 | | 153-353 | .433 | 46-136 | .338 | 121-177 | .684 | 81 | 151 | 232 | 38.7 | 116 | - | 81 | 68 | 21 | 36 | 473 | 78.8 |

| TEAM STATISTICS | AR | OPP | Date | Opponent | Score | Att. |
|------------------------|---------|---------|---------------------|-------------------|---------|-------|
| SCORING | 457 | 473 | * 12/29/16 | FLORIDA | L 72-81 | 20355 |
| Points per game | 76.2 | 78.8 | * 01/03/17 | at Tennessee | W 82-78 | 13002 |
| Scoring margin | -2.7 | - | * 01/07/17 | at Kentucky | L 71-97 | 24322 |
| FIELD GOALS-ATT | 159-348 | 153-353 | * 01/10/17 | MISSISSIPPI STATE | L 78-84 | 15111 |
| Field goal pct | .457 | .433 | * 01/14/17 | MISSOURI | W 92-73 | 15424 |
| 3 POINT FG-ATT | 39-102 | 46-136 | * 01/17/17 | at Texas A&M | W 62-60 | 9474 |
| 3-point FG pct | .382 | .338 | * - Conference game | | | |
| 3-pt FG made per game | 6.5 | 7.7 | | | | |
| FREE THROWS-ATT | 100-139 | 121-177 | | | | |
| Free throw pct | .719 | .684 | | | | |
| F-Throws made per game | 16.7 | 20.2 | | | | |
| REBOUNDS | 203 | 232 | | | | |
| Rebounds per game | 33.8 | 38.7 | | | | |
| Rebounding margin | -4.8 | - | | | | |
| ASSISTS | 76 | 81 | | | | |
| Assists per game | 12.7 | 13.5 | | | | |
| TURNOVERS | 66 | 68 | | | | |
| Turnovers per game | 11.0 | 11.3 | | | | |
| Turnover margin | +0.3 | - | | | | |
| Assist/turnover ratio | 1.2 | 1.2 | | | | |
| STEALS | 34 | 36 | | | | |
| Steals per game | 5.7 | 6.0 | | | | |
| BLOCKS | 25 | 21 | | | | |
| Blocks per game | 4.2 | 3.5 | | | | |
| ATTENDANCE | 50890 | 46798 | | | | |
| Home games-Avg/Game | 3-16963 | 3-15599 | | | | |
| Neutral site-Avg/Game | - | 0-0 | | | | |

| Score by Periods | 1st | 2nd | Totals |
|------------------|-----|-----|--------|
| Arkansas | 224 | 233 | 457 |
| Opponents | 232 | 241 | 473 |



















BUD WALTON ARENA-ONLY STATISTICS »

| RECORD: | OVERALL | HOME | AWAY | NEUTRAL |
|----------------|---------|------|------|---------|
| ALL GAMES | 10-2 | 10-2 | 0-0 | 0-0 |
| CONFERENCE | 1-2 | 1-2 | 0-0 | 0-0 |
| NON-CONFERENCE | 9-0 | 9-0 | 0-0 | 0-0 |

| ## | Player | gp-gs | min | avg | Total | | 3-Point | | F-Throw | | Rebounds | | | | pf | dq | a | to | blk | stl | pts | avg |
|----------------|------------------|-------|------|------|---------|------|---------|------|---------|-------|----------|-----|-----|------|-----|----|-----|-----|-----|-----|------|------|
| | | | | | fg-fga | fg% | 3fg-fga | 3fg% | ft-fga | ft% | off | def | tot | avg | | | | | | | | |
| 03 | Hannahs, Dusty | 12-6 | 282 | 23.5 | 58-133 | .436 | 25-67 | .373 | 41-44 | .932 | 7 | 15 | 22 | 1.8 | 15 | 0 | 19 | 15 | 2 | 7 | 182 | 15.2 |
| 04 | Macon, Daryl | 12-10 | 295 | 24.6 | 51-100 | .510 | 25-56 | .446 | 27-33 | .818 | 8 | 29 | 37 | 3.1 | 27 | 0 | 39 | 23 | 1 | 18 | 154 | 12.8 |
| 33 | Kingsley, Moses | 12-12 | 326 | 27.2 | 52-106 | .491 | 2-5 | .400 | 37-51 | .725 | 30 | 68 | 98 | 8.2 | 35 | 1 | 21 | 29 | 31 | 8 | 143 | 11.9 |
| 31 | Beard, Anton | 12-3 | 259 | 21.6 | 37-82 | .451 | 15-38 | .395 | 25-30 | .833 | 10 | 16 | 26 | 2.2 | 26 | 1 | 30 | 15 | 0 | 16 | 114 | 9.5 |
| 00 | Barford, Jaylen | 12-9 | 266 | 22.2 | 46-104 | .442 | 7-30 | .233 | 15-25 | .600 | 12 | 33 | 45 | 3.8 | 25 | 0 | 25 | 21 | 3 | 14 | 114 | 9.5 |
| 13 | Thomas, Dustin | 12-11 | 238 | 19.8 | 31-62 | .500 | 1-2 | .500 | 24-35 | .686 | 17 | 32 | 49 | 4.1 | 34 | 1 | 20 | 13 | 2 | 5 | 87 | 7.3 |
| 21 | Watkins, Manuale | 12-8 | 264 | 22.0 | 30-58 | .517 | 1-4 | .250 | 11-13 | .846 | 13 | 35 | 48 | 4.0 | 16 | 0 | 30 | 5 | 0 | 16 | 72 | 6.0 |
| 23 | Jones, CJ | 9-0 | 90 | 10.0 | 13-26 | .500 | 11-19 | .579 | 5-5 | 1.000 | 0 | 10 | 10 | 1.1 | 8 | 0 | 6 | 2 | 5 | 1 | 42 | 4.7 |
| 05 | Cook, Arlando | 12-1 | 142 | 11.8 | 14-36 | .389 | 0-0 | .000 | 10-13 | .769 | 11 | 12 | 23 | 1.9 | 12 | 0 | 6 | 7 | 3 | 5 | 38 | 3.2 |
| 01 | Thompson, Trey | 12-0 | 139 | 11.6 | 14-19 | .737 | 0-0 | .000 | 8-13 | .615 | 11 | 25 | 36 | 3.0 | 30 | 0 | 11 | 6 | 10 | 5 | 36 | 3.0 |
| 02 | Bailey, Adrio | 11-0 | 74 | 6.7 | 10-15 | .667 | 0-0 | .000 | 2-7 | .286 | 8 | 7 | 15 | 1.4 | 10 | 0 | 4 | 9 | 2 | 3 | 22 | 2.0 |
| 12 | Hazen, Brachen | 7-0 | 23 | 3.3 | 1-2 | .500 | 0-0 | .000 | 1-4 | .250 | 2 | 3 | 5 | 0.7 | 4 | 0 | 0 | 4 | 0 | 0 | 3 | 0.4 |
| 15 | Holmes, Jonathan | 2-0 | 2 | 1.0 | 0-2 | .000 | 0-2 | .000 | 0-0 | .000 | 0 | 1 | 1 | 0.5 | 0 | 0 | 0 | 0 | 0 | 0 | 0 | 0.0 |
| Team | | | | | | | | | | | 22 | 16 | 38 | | | | | | | | | |
| Total..... | | 12 | 2400 | | 357-745 | .479 | 87-223 | .390 | 206-273 | .755 | 151 | 302 | 453 | 37.8 | 242 | 3 | 211 | 149 | 59 | 98 | 1007 | 83.9 |
| Opponents..... | | 12 | 2400 | | 287-704 | .408 | 101-292 | .346 | 181-275 | .658 | 148 | 256 | 404 | 33.7 | 231 | - | 139 | 174 | 29 | 65 | 856 | 71.3 |

| TEAM STATISTICS | AR | OPP | Date | Opponent | Score | Att. |
|------------------------|----------|---------|---------------------|--------------------|---------|-------|
| SCORING | 1007 | 856 | 11/11/16 | FORT WAYNE | w 92-83 | 13787 |
| Points per game | 83.9 | 71.3 | 11/14/16 | SOUTHERN ILLINOIS | w 90-65 | 13308 |
| Scoring margin | +12.6 | - | 11/18/16 | UT ARLINGTON | w 71-67 | 13587 |
| FIELD GOALS-ATT | 357-745 | 287-704 | 11/28/16 | MOUNT ST. MARY'S | w 89-76 | 13321 |
| Field goal pct | .479 | .408 | 12/01/16 | STEPHEN F. AUSTIN | w 78-62 | 13358 |
| 3 POINT FG-ATT | 87-223 | 101-292 | 12/03/16 | AUSTIN PEAY | w 99-62 | 19483 |
| 3-point FG pct | .390 | .346 | 12/06/16 | HOUSTON | w 84-72 | 13455 |
| 3-pt FG made per game | 7.3 | 8.4 | 12/10/16 | NORTH FLORIDA | w 91-76 | 13700 |
| FREE THROWS-ATT | 206-273 | 181-275 | 12/20/16 | NORTH DAKOTA STATE | w 71-55 | 16006 |
| Free throw pct | .755 | .658 | * 12/29/16 | FLORIDA | L 72-81 | 20355 |
| F-Throws made per game | 17.2 | 15.1 | * 01/10/17 | MISSISSIPPI STATE | L 78-84 | 15111 |
| REBOUNDS | 453 | 404 | * 01/14/17 | MISSOURI | w 92-73 | 15424 |
| Rebounds per game | 37.8 | 33.7 | * - Conference game | | | |
| Rebounding margin | +4.1 | - | | | | |
| ASSISTS | 211 | 139 | | | | |
| Assists per game | 17.6 | 11.6 | | | | |
| TURNOVERS | 149 | 174 | | | | |
| Turnovers per game | 12.4 | 14.5 | | | | |
| Turnover margin | +2.1 | - | | | | |
| Assist/turnover ratio | 1.4 | 0.8 | | | | |
| STEALS | 98 | 65 | | | | |
| Steals per game | 8.2 | 5.4 | | | | |
| BLOCKS | 59 | 29 | | | | |
| Blocks per game | 4.9 | 2.4 | | | | |
| ATTENDANCE | 180895 | 0 | | | | |
| Home games-Avg/Game | 12-15075 | 0-0 | | | | |
| Neutral site-Avg/Game | - | 0-0 | | | | |

| Score by Periods | 1st | 2nd | Totals |
|------------------|-----|-----|--------|
| Arkansas | 483 | 524 | 1007 |
| Opponents | 429 | 427 | 856 |

| 0 |  | JAYLEN BARFORD ■ JR ■ G ■ 6-3 ■ 202 Jackson, Tenn. ■ Motlow State CC | <table><tr><th>YEAR</th><th>GP/GS</th><th>PPG</th><th>APG</th><th>RPG</th><th>SPG</th><th>FG%</th><th>FT%</th></tr><tr><td>2016-17</td><td>18/12</td><td>10.0</td><td>1.9</td><td>3.6</td><td>0.9</td><td>.449</td><td>.667</td></tr><tr><td>Career</td><td>18/12</td><td>10.0</td><td>1.9</td><td>3.6</td><td>0.9</td><td>.449</td><td>.667</td></tr></table> | YEAR | GP/GS | PPG | APG | RPG | SPG | FG% | FT% | 2016-17 | 18/12 | 10.0 | 1.9 | 3.6 | 0.9 | .449 | .667 | Career | 18/12 | 10.0 | 1.9 | 3.6 | 0.9 | .449 | .667 | PLAYER NOTABLES: <ul style="list-style-type: none">Scored 10+ points in the 1st half in three of last five games.Scored 10+ points in 12 of 18 games this season.Fourth on the team in scoring, averaging 10.0 ppg. | CAREER HIGHS <p>PTS: 17 - UT Arlington (11/18/16) AST: 4 - (2x) last vs. Austin Peay (12/3/16) REB: 6 - (3x) last vs. Missouri (1/14/17) STL: 3 - (2x) last vs. North Florida (12/10/16)</p> |
|---------|---|--|--|---|--|--|---|-----|-----|------|-----|---------|-------|------|-----|-----|------|------|------|--------|--------|------|-----|-----|------|------|------|--|--|
| YEAR | GP/GS | PPG | APG | RPG | SPG | FG% | FT% | | | | | | | | | | | | | | | | | | | | | | |
| 2016-17 | 18/12 | 10.0 | 1.9 | 3.6 | 0.9 | .449 | .667 | | | | | | | | | | | | | | | | | | | | | | |
| Career | 18/12 | 10.0 | 1.9 | 3.6 | 0.9 | .449 | .667 | | | | | | | | | | | | | | | | | | | | | | |
| 1 |  | TREY THOMPSON ■ JR ■ F ■ 6-9 ■ 265 Madison, Ark. ■ Forrest City HS | <table><tr><th>YEAR</th><th>GP/GS</th><th>PPG</th><th>RPG</th><th>BPG</th><th>APG</th><th>FG%</th><th>FT%</th></tr><tr><td>2016-17</td><td>18/0</td><td>2.5</td><td>3.1</td><td>1.0</td><td>1.2</td><td>.593</td><td>.684</td></tr><tr><td>Career</td><td>61/1</td><td>2.3</td><td>3.0</td><td>0.8</td><td>1.0</td><td>.581</td><td>.604</td></tr></table> | YEAR | GP/GS | PPG | RPG | BPG | APG | FG% | FT% | 2016-17 | 18/0 | 2.5 | 3.1 | 1.0 | 1.2 | .593 | .684 | Career | 61/1 | 2.3 | 3.0 | 0.8 | 1.0 | .581 | .604 | PLAYER NOTABLES: <ul style="list-style-type: none">Has at least one rebound in every game this season.Second on the team with 18 blocks. Nine multi-block games.Went a perfect 6-6 from the field, scoring a career-high 13 points against LSU last year. (2/23/16). | CAREER HIGHS <p>PTS: 13 - LSU (2/23/16) REB: 9 - Texas Tech (1/30/16) BLK: 4 - Texas Tech (1/30/16) AST: 5 - North Florida (12/22/15)</p> |
| YEAR | GP/GS | PPG | RPG | BPG | APG | FG% | FT% | | | | | | | | | | | | | | | | | | | | | | |
| 2016-17 | 18/0 | 2.5 | 3.1 | 1.0 | 1.2 | .593 | .684 | | | | | | | | | | | | | | | | | | | | | | |
| Career | 61/1 | 2.3 | 3.0 | 0.8 | 1.0 | .581 | .604 | | | | | | | | | | | | | | | | | | | | | | |
| 2 |  | ADRIO BAILEY ■ FR ■ F ■ 6-6 ■ 204 Campti, La. ■ Lakeview HS | <table><tr><th>YEAR</th><th>GP/GS</th><th>PPG</th><th>RPG</th><th>BPG</th><th>APG</th><th>FG%</th><th>FT%</th></tr><tr><td>2016-17</td><td>14/0</td><td>1.9</td><td>1.3</td><td>0.2</td><td>0.4</td><td>.611</td><td>.364</td></tr><tr><td>Career</td><td>14/0</td><td>1.9</td><td>1.3</td><td>0.2</td><td>0.4</td><td>.611</td><td>.364</td></tr></table> | YEAR | GP/GS | PPG | RPG | BPG | APG | FG% | FT% | 2016-17 | 14/0 | 1.9 | 1.3 | 0.2 | 0.4 | .611 | .364 | Career | 14/0 | 1.9 | 1.3 | 0.2 | 0.4 | .611 | .364 | PLAYER NOTABLES: <ul style="list-style-type: none">Ranked as the No. 11 player in the state of Louisiana.No. 50 small forward in 2016 class by Rivals.com.Scored a career-high 14 points, 7 rebounds, 2 assists and 2 blocks against Austin Peay. | CAREER HIGHS <p>PTS: 14 - Austin Peay (12/3/16) REB: 7 - Austin Peay (12/3/16) BLK: 2 - Austin Peay (12/3/16) AST: 2 - Austin Peay (12/3/16)</p> |
| YEAR | GP/GS | PPG | RPG | BPG | APG | FG% | FT% | | | | | | | | | | | | | | | | | | | | | | |
| 2016-17 | 14/0 | 1.9 | 1.3 | 0.2 | 0.4 | .611 | .364 | | | | | | | | | | | | | | | | | | | | | | |
| Career | 14/0 | 1.9 | 1.3 | 0.2 | 0.4 | .611 | .364 | | | | | | | | | | | | | | | | | | | | | | |
| 3 |  | DUSTY HANNAHS ■ SR ■ G ■ 6-3 ■ 210 Little Rock, Ark. ■ Texas Tech University | <table><tr><th>YEAR</th><th>GP/GS</th><th>PPG</th><th>APG</th><th>SPG</th><th>FG%</th><th>3FG%</th><th>FT%</th></tr><tr><td>2016-17</td><td>18/10</td><td>13.9</td><td>1.4</td><td>0.6</td><td>.432</td><td>.366</td><td>.898</td></tr><tr><td>Career</td><td>113/56</td><td>11.0</td><td>0.9</td><td>0.5</td><td>.424</td><td>.393</td><td>.881</td></tr></table> | YEAR | GP/GS | PPG | APG | SPG | FG% | 3FG% | FT% | 2016-17 | 18/10 | 13.9 | 1.4 | 0.6 | .432 | .366 | .898 | Career | 113/56 | 11.0 | 0.9 | 0.5 | .424 | .393 | .881 | PLAYER NOTABLES: <ul style="list-style-type: none">20th in the nation in free throw percentage (.898).Is 40-of-43 (.930) from the FT line over the last 15+ games.Has scored 10+ points in 22 of the last 25 contests, dating back to last season. | CAREER HIGHS <p>PTS: 33 - Florida (3/10/16) AST: 6 - at West Virginia (1/22/14) STL: 3 - (2x) last vs. Miss. St. (1/9/16) 3FGM: 8 - Miss. St. (1/9/16)</p> |
| YEAR | GP/GS | PPG | APG | SPG | FG% | 3FG% | FT% | | | | | | | | | | | | | | | | | | | | | | |
| 2016-17 | 18/10 | 13.9 | 1.4 | 0.6 | .432 | .366 | .898 | | | | | | | | | | | | | | | | | | | | | | |
| Career | 113/56 | 11.0 | 0.9 | 0.5 | .424 | .393 | .881 | | | | | | | | | | | | | | | | | | | | | | |
| 4 |  | DARYL MACON ■ JR ■ G ■ 6-3 ■ 185 Little Rock, Ark. ■ Holmes CC | <table><tr><th>YEAR</th><th>GP/GS</th><th>PPG</th><th>APG</th><th>SPG</th><th>FG%</th><th>3FG%</th><th>FT%</th></tr><tr><td>2016-17</td><td>18/16</td><td>14.0</td><td>2.6</td><td>1.3</td><td>.463</td><td>.384</td><td>.877</td></tr><tr><td>Career</td><td>18/16</td><td>14.0</td><td>2.6</td><td>1.3</td><td>.463</td><td>.384</td><td>.877</td></tr></table> | YEAR | GP/GS | PPG | APG | SPG | FG% | 3FG% | FT% | 2016-17 | 18/16 | 14.0 | 2.6 | 1.3 | .463 | .384 | .877 | Career | 18/16 | 14.0 | 2.6 | 1.3 | .463 | .384 | .877 | PLAYER NOTABLES: <ul style="list-style-type: none">Fourth in the SEC in free throw percentage (.877).Has scored 12+ points in 14 of 18 games this season.Two 12+ made free throw performances this season. (14-of-14 vs. Texas; 12-of-13 at Tennessee) | CAREER HIGHS <p>PTS: 23 - Texas (12/17/16) AST: 6 - Missouri (1/14/17) STL: 4 - Fort Wayne (11/11/16) 3FGM: 4 - (2x) last vs. Missouri (1/14/17)</p> |
| YEAR | GP/GS | PPG | APG | SPG | FG% | 3FG% | FT% | | | | | | | | | | | | | | | | | | | | | | |
| 2016-17 | 18/16 | 14.0 | 2.6 | 1.3 | .463 | .384 | .877 | | | | | | | | | | | | | | | | | | | | | | |
| Career | 18/16 | 14.0 | 2.6 | 1.3 | .463 | .384 | .877 | | | | | | | | | | | | | | | | | | | | | | |
| 5 |  | ARLANDO COOK ■ JR ■ F ■ 6-8 ■ 215 St. Louis, Mo. ■ Connors State College | <table><tr><th>YEAR</th><th>GP/GS</th><th>PPG</th><th>RPG</th><th>BPG</th><th>APG</th><th>FG%</th><th>FT%</th></tr><tr><td>2016-17</td><td>18/3</td><td>3.6</td><td>2.3</td><td>0.5</td><td>0.5</td><td>.463</td><td>.750</td></tr><tr><td>Career</td><td>18/3</td><td>3.6</td><td>2.3</td><td>0.5</td><td>0.5</td><td>.463</td><td>.750</td></tr></table> | YEAR | GP/GS | PPG | RPG | BPG | APG | FG% | FT% | 2016-17 | 18/3 | 3.6 | 2.3 | 0.5 | 0.5 | .463 | .750 | Career | 18/3 | 3.6 | 2.3 | 0.5 | 0.5 | .463 | .750 | PLAYER NOTABLES: <ul style="list-style-type: none">Had a career-high seven boards at TAMU on Tuesday.Averaged 16.0 pts and 10.1 rebs per game last season.Totalled 15 double-doubles, eight 20-point games and 16 10+ rebound performances last season. | CAREER HIGHS <p>PTS: 9 - Southern Illinois (11/14/16) REB: 7 - at Texas A&M (1/17/17) BLK: 3 - (5x) last vs. Sam Houston State (12/20/16) AST: 2 - (2x) last at Texas A&M (1/17/17)</p> |
| YEAR | GP/GS | PPG | RPG | BPG | APG | FG% | FT% | | | | | | | | | | | | | | | | | | | | | | |
| 2016-17 | 18/3 | 3.6 | 2.3 | 0.5 | 0.5 | .463 | .750 | | | | | | | | | | | | | | | | | | | | | | |
| Career | 18/3 | 3.6 | 2.3 | 0.5 | 0.5 | .463 | .750 | | | | | | | | | | | | | | | | | | | | | | |
| 12 |  | BRACHEN HAZEN ■ FR ■ F ■ 6-8 ■ 195 Fort Wayne, Ind. ■ Columbia City HS | <table><tr><th>YEAR</th><th>GP/GS</th><th>PPG</th><th>APG</th><th>RPG</th><th>FG%</th><th>3FG%</th><th>FT%</th></tr><tr><td>2016-17</td><td>10/0</td><td>0.3</td><td>0.1</td><td>1.0</td><td>.250</td><td>.000</td><td>.250</td></tr><tr><td>Career</td><td>10/0</td><td>0.3</td><td>0.1</td><td>1.0</td><td>.250</td><td>.000</td><td>.250</td></tr></table> | YEAR | GP/GS | PPG | APG | RPG | FG% | 3FG% | FT% | 2016-17 | 10/0 | 0.3 | 0.1 | 1.0 | .250 | .000 | .250 | Career | 10/0 | 0.3 | 0.1 | 1.0 | .250 | .000 | .250 | PLAYER NOTABLES: <ul style="list-style-type: none">Had a tip-in off an offensive rebound vs. Austin Peay.Ranked as the No. 7 player in the state of Indiana.Had five rebounds in seven minutes of action against Sam Houston State in North Little Rock. | CAREER HIGHS <p>PTS: 2 - Austin Peay (12/3/16) AST: 1 - Sam Houston State (12/22/16) REB: 5 - Sam Houston State (12/22/16) 3FGM: --</p> |
| YEAR | GP/GS | PPG | APG | RPG | FG% | 3FG% | FT% | | | | | | | | | | | | | | | | | | | | | | |
| 2016-17 | 10/0 | 0.3 | 0.1 | 1.0 | .250 | .000 | .250 | | | | | | | | | | | | | | | | | | | | | | |
| Career | 10/0 | 0.3 | 0.1 | 1.0 | .250 | .000 | .250 | | | | | | | | | | | | | | | | | | | | | | |
| 13 |  | DUSTIN THOMAS ■ R-JR ■ F ■ 6-8 ■ 225 Texarkana, Texas ■ University of Colorado | <table><tr><th>YEAR</th><th>GP/GS</th><th>PPG</th><th>RPG</th><th>BPG</th><th>SPG</th><th>FG%</th><th>FT%</th></tr><tr><td>2016-17</td><td>18/15</td><td>6.0</td><td>4.0</td><td>0.2</td><td>0.4</td><td>.446</td><td>.702</td></tr><tr><td>Career</td><td>85/32</td><td>4.4</td><td>2.8</td><td>0.2</td><td>0.3</td><td>.434</td><td>.641</td></tr></table> | YEAR | GP/GS | PPG | RPG | BPG | SPG | FG% | FT% | 2016-17 | 18/15 | 6.0 | 4.0 | 0.2 | 0.4 | .446 | .702 | Career | 85/32 | 4.4 | 2.8 | 0.2 | 0.3 | .434 | .641 | PLAYER NOTABLES: <ul style="list-style-type: none">Sat out last season after transferring from Colorado.Has scored 8+ points in seven games this season.Recorded 10 pts and 6 rbs in his first start as a Razorback.Had seven first half rebounds against Sam Houston State. | CAREER HIGHS <p>PTS: 17 - USC (1/4/15) REB: 8 - North Florida (12/10/16) BLK: 2 - (2x) last vs. California (2/12/15) STL: 3 - USC (1/4/15)</p> |
| YEAR | GP/GS | PPG | RPG | BPG | SPG | FG% | FT% | | | | | | | | | | | | | | | | | | | | | | |
| 2016-17 | 18/15 | 6.0 | 4.0 | 0.2 | 0.4 | .446 | .702 | | | | | | | | | | | | | | | | | | | | | | |
| Career | 85/32 | 4.4 | 2.8 | 0.2 | 0.3 | .434 | .641 | | | | | | | | | | | | | | | | | | | | | | |
| 21 |  | MANUALE WATKINS ■ SR ■ G ■ 6-3 ■ 222 Fayetteville, Ark. ■ Fayetteville HS | <table><tr><th>YEAR</th><th>GP/GS</th><th>PPG</th><th>APG</th><th>RPG</th><th>SPG</th><th>FG%</th><th>FT%</th></tr><tr><td>2016-17</td><td>18/12</td><td>6.1</td><td>1.9</td><td>4.1</td><td>1.4</td><td>.547</td><td>.688</td></tr><tr><td>Career</td><td>94/21</td><td>3.9</td><td>1.5</td><td>2.6</td><td>1.0</td><td>.517</td><td>.614</td></tr></table> | YEAR | GP/GS | PPG | APG | RPG | SPG | FG% | FT% | 2016-17 | 18/12 | 6.1 | 1.9 | 4.1 | 1.4 | .547 | .688 | Career | 94/21 | 3.9 | 1.5 | 2.6 | 1.0 | .517 | .614 | PLAYER NOTABLES: <ul style="list-style-type: none">He has 11 TO's in 398 mins. of action or 1.0 TO every 36.2 mins.Leads the team with 25 steals this season.Second on the team in rebounding, averaging 4.1 rebounds per game. | CAREER HIGHS <p>PTS: 14 - (2x) last at Wake Forest (12/4/15) AST: 5 - (2x) last vs. Northwestern St. (12/1/15) REB: 9 - Northwestern St. (12/1/15) STL: 5 - Wake Forest (11/19/14)</p> |
| YEAR | GP/GS | PPG | APG | RPG | SPG | FG% | FT% | | | | | | | | | | | | | | | | | | | | | | |
| 2016-17 | 18/12 | 6.1 | 1.9 | 4.1 | 1.4 | .547 | .688 | | | | | | | | | | | | | | | | | | | | | | |
| Career | 94/21 | 3.9 | 1.5 | 2.6 | 1.0 | .517 | .614 | | | | | | | | | | | | | | | | | | | | | | |
| 23 |  | C.J. JONES ■ FR ■ G ■ 6-5 ■ 175 Birmingham, Ala. ■ Central Park Christian | <table><tr><th>YEAR</th><th>GP/GS</th><th>PPG</th><th>APG</th><th>SPG</th><th>FG%</th><th>3FG%</th><th>FT%</th></tr><tr><td>2016-17</td><td>12/0</td><td>4.1</td><td>0.5</td><td>0.1</td><td>.516</td><td>.571</td><td>.714</td></tr><tr><td>Career</td><td>12/0</td><td>4.1</td><td>0.5</td><td>0.1</td><td>.516</td><td>.571</td><td>.714</td></tr></table> | YEAR | GP/GS | PPG | APG | SPG | FG% | 3FG% | FT% | 2016-17 | 12/0 | 4.1 | 0.5 | 0.1 | .516 | .571 | .714 | Career | 12/0 | 4.1 | 0.5 | 0.1 | .516 | .571 | .714 | PLAYER NOTABLES: <ul style="list-style-type: none">36 of his 49 points this season have come from three's.Averaged 28 ppg, 6 rpg, 4 apg and 3 spg as a senior.Had 11 points vs. Austin Peay on 4-of-6 shooting, 3-of-4 from behind the arc. Is shooting 50.0 percent from the field. | CAREER HIGHS <p>PTS: 11 - (2x) last vs. Austin Peay (12/3/16) AST: 2 - Austin Peay (12/3/16) STL: 1 - Missouri (1/14/17) 3FGM: 3 - Austin Peay (12/3/16)</p> |
| YEAR | GP/GS | PPG | APG | SPG | FG% | 3FG% | FT% | | | | | | | | | | | | | | | | | | | | | | |
| 2016-17 | 12/0 | 4.1 | 0.5 | 0.1 | .516 | .571 | .714 | | | | | | | | | | | | | | | | | | | | | | |
| Career | 12/0 | 4.1 | 0.5 | 0.1 | .516 | .571 | .714 | | | | | | | | | | | | | | | | | | | | | | |
| 31 |  | ANTON BEARD ■ JR ■ G ■ 6-0 ■ 198 North Little Rock, Ark. ■ North Little Rock HS | <table><tr><th>YEAR</th><th>GP/GS</th><th>PPG</th><th>APG</th><th>SPG</th><th>FG%</th><th>3FG%</th><th>FT%</th></tr><tr><td>2016-17</td><td>18/4</td><td>9.0</td><td>2.1</td><td>1.0</td><td>.438</td><td>.362</td><td>.780</td></tr><tr><td>Career</td><td>76/21</td><td>6.8</td><td>1.7</td><td>1.0</td><td>.385</td><td>.333</td><td>.687</td></tr></table> | YEAR | GP/GS | PPG | APG | SPG | FG% | 3FG% | FT% | 2016-17 | 18/4 | 9.0 | 2.1 | 1.0 | .438 | .362 | .780 | Career | 76/21 | 6.8 | 1.7 | 1.0 | .385 | .333 | .687 | PLAYER NOTABLES: <ul style="list-style-type: none">Third on the team with 21 offensive rebounds.Has multiple assists in 12 of 18 games this year.Scored 10+ points in 4 straight games for the 1st time in his career, before scoring only four at No. 6 Kentucky. | CAREER HIGHS <p>PTS: 18 - at Georgia (1/23/16) AST: 6 - Southern Illinois (11/14/16) STL: 5 - Milwaukee (12/22/14) 3FGM: 4 - at Ole Miss (2/14/15)</p> |
| YEAR | GP/GS | PPG | APG | SPG | FG% | 3FG% | FT% | | | | | | | | | | | | | | | | | | | | | | |
| 2016-17 | 18/4 | 9.0 | 2.1 | 1.0 | .438 | .362 | .780 | | | | | | | | | | | | | | | | | | | | | | |
| Career | 76/21 | 6.8 | 1.7 | 1.0 | .385 | .333 | .687 | | | | | | | | | | | | | | | | | | | | | | |
| 33 |  | MOSES KINGSLEY ■ SR ■ F ■ 6-10 ■ 230 Abuja, Nigeria ■ Huntington Prep (W.Va.) | <table><tr><th>YEAR</th><th>GP/GS</th><th>PPG</th><th>RPG</th><th>BPG</th><th>SPG</th><th>FG%</th><th>FT%</th></tr><tr><td>2016-17</td><td>18/18</td><td>11.7</td><td>8.1</td><td>2.7</td><td>0.7</td><td>.459</td><td>.732</td></tr><tr><td>Career</td><td>118/53</td><td>8.3</td><td>5.4</td><td>1.8</td><td>0.7</td><td>.516</td><td>.656</td></tr></table> | YEAR | GP/GS | PPG | RPG | BPG | SPG | FG% | FT% | 2016-17 | 18/18 | 11.7 | 8.1 | 2.7 | 0.7 | .459 | .732 | Career | 118/53 | 8.3 | 5.4 | 1.8 | 0.7 | .516 | .656 | PLAYER NOTABLES: <ul style="list-style-type: none">Is second in the SEC in career double-doubles with 20.Is 1-15th in the country with 2.67 blocks per game.Named to the Wooden Award Watch List.Has 3+ blocks in 11 games this season, including 4 of last 7. | CAREER HIGHS <p>PTS: 26 - at Dayton (12/30/15) REB: 14 - (3x) last vs. #25 Florida (12/29/16) BLK: 8 - Tennessee Tech (12/12/15) STL: 4 - Auburn (2/17/16)</p> |
| YEAR | GP/GS | PPG | RPG | BPG | SPG | FG% | FT% | | | | | | | | | | | | | | | | | | | | | | |
| 2016-17 | 18/18 | 11.7 | 8.1 | 2.7 | 0.7 | .459 | .732 | | | | | | | | | | | | | | | | | | | | | | |
| Career | 118/53 | 8.3 | 5.4 | 1.8 | 0.7 | .516 | .656 | | | | | | | | | | | | | | | | | | | | | | |
| HC |  |  1980-82 - Student-Athlete |  1982-85 - Volunteer Assistant |  1985-89 - Volunteer Assistant 1989-00 - Assistant Coach 2000-02 - Assistant Head Coach |  2002-06 - Head Coach 89-41 (.680) |  2006-11 - Head Coach 111-57 (.660) |  2011-Present - Head Coach 116-68 (.630) | | | | | | | | | | | | | | | | | | | | | | |